

# STATE INSTITUTIONS FOR INTELLECTUAL DISABILITIES

## FY 2023 – FY 2025 BUDGET ANALYSIS

FIGURE 1  
**BUDGET OVERVIEW, FY 2023 – FY 2025**

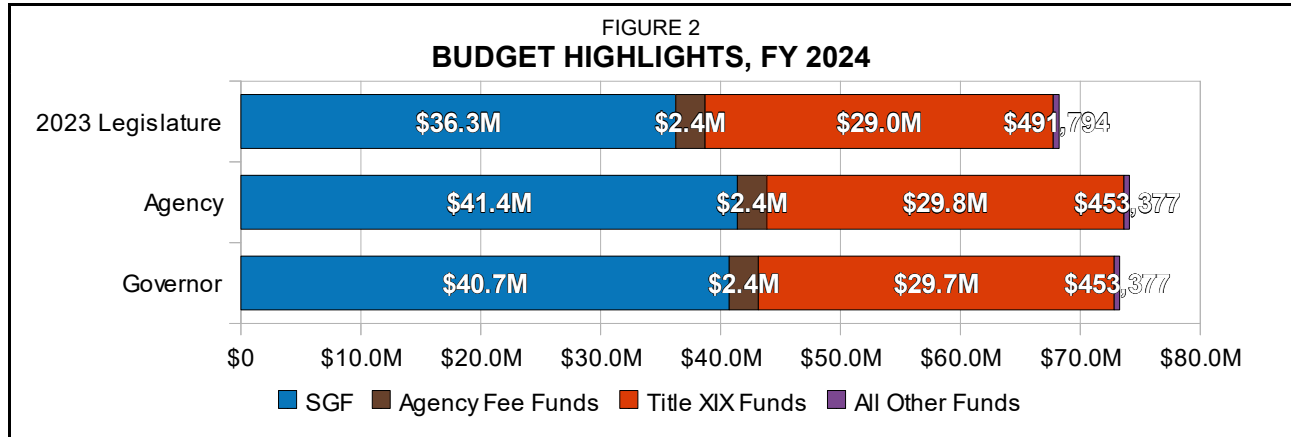
	Actual FY 2023	Agency FY 2024	Governor FY 2024	Agency FY 2025	Governor FY 2025
<b>Operating Expenditures:</b>					
State General Fund	\$ 37,980,652	\$ 41,411,223	\$ 40,716,059	\$ 37,501,811	\$ 37,064,146
Federal Funds	273,616	376,742	376,742	375,371	375,371
All Other Funds	27,294,031	32,304,730	32,181,103	32,854,464	32,854,464
<i>Subtotal</i>	<u>\$ 65,548,299</u>	<u>\$ 74,092,695</u>	<u>\$ 73,273,904</u>	<u>\$ 70,731,646</u>	<u>\$ 70,293,981</u>
<b>Capital Improvements:</b>					
State General Fund	\$ -	\$ -	\$ -	\$ -	\$ -
Federal Funds	-	-	-	-	-
All Other Funds	-	-	-	-	-
<i>Subtotal</i>	<u>\$ -</u>	<u>\$ -</u>	<u>\$ -</u>	<u>\$ -</u>	<u>\$ -</u>
<b>TOTAL</b>	<u><b>\$ 65,548,299</b></u>	<u><b>\$ 74,092,695</b></u>	<u><b>\$ 73,273,904</b></u>	<u><b>\$ 70,731,646</b></u>	<u><b>\$ 70,293,981</b></u>
<b>Percentage Change:</b>					
State General Fund	65.7 %	9.0 %	7.2 %	(9.4) %	(9.0) %
All Funds	10.6 %	13.0 %	11.8 %	(4.5) %	(4.1) %
FTE Positions	927.7	956.7	942.7	956.7	942.7

The State Institutions for Intellectual Disabilities (I/D Institutions) serve individuals diagnosed with intellectual and developmental disabilities who require specialized residential service provisions. There are two residential treatment, training, and care facilities operated by the State of Kansas: Kansas Neurological Institute (KNI) and Parsons State Hospital and Training Center (PSH). Both facilities are state agencies administered by the Kansas Department for Aging and Disability Services (KDADS), pursuant to KSA 39-1904.

The I/D Institutions' mission is to improve the lives of residents by connecting the individuals they serve to appropriate supports and services. The general philosophy of the I/D Institutions is to promote the autonomy of the residents served through support and assistance to allow residents to make choices and achieve personal goals. Such individuals have conditions that originate early in life, most often before birth. Developmental disabilities often require some level of ongoing support throughout a lifetime. As a result, those living in state developmental disability hospitals tend to remain at the facility for much longer than patients at the state mental health hospitals. Therefore, the I/D Institutions are both treatment centers and homes for those individuals who are not served in the community.

## EXECUTIVE SUMMARY

The 2023 Legislature approved a budget of \$68.2 million, including \$36.3 million from the State General Fund (SGF), for the State Institutions for Intellectual Disabilities for FY 2024. One adjustment has been made subsequently to that amount, which increased the current year approved amount by \$361,822 SGF without any legislative action required.

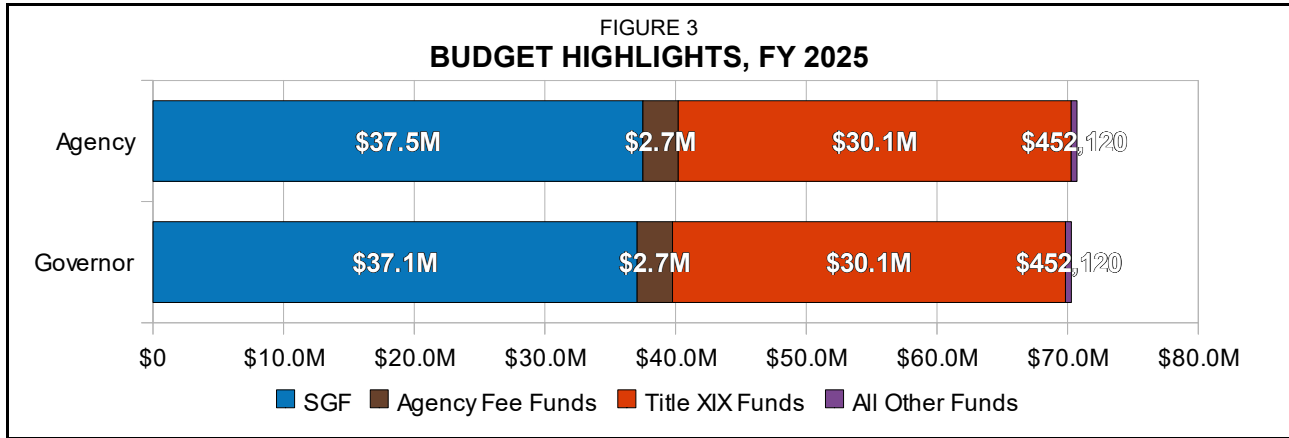


The **agencies** request a revised estimate of \$74.1 million, including \$41.4 million SGF, in expenditures and 956.7 FTE positions in FY 2024. This is an increase of \$5.9 million, including \$5.2 million SGF, above the amount approved by the 2023 Legislature. This is an all funds increase of 8.6 percent and an SGF increase of 14.2 percent above the approved amount. The increase is primarily due to a \$4.0 million SGF transfer from KDADS to PSH and KNI in FY 2024 to **provide shift differentials to PSH and KNI employees pursuant to the 24/7 Pay Plan**.

Additionally, the revised estimate also includes \$590,749 SGF in supplemental funding and an increase of 7.0 FTE positions for PSH to **restructure its cottage management team**. PSH reports its 13.0 Program Coordinator FTE positions have a 60.0 percent vacancy rate due to requiring a four-year college degree in human services and sufficient experience. PSH requests the 7.0 new FTE positions, which do not require a four-year college degree, only cottage or supervisory experience. Additionally, PSH states \$235,139 of this funding would be used to increase other cottage management FTE positions to avoid wage compression.

Lastly, the revised estimate includes \$228,042 SGF in supplemental funding and an increase of 7.0 FTE positions for PSH to **expand the dual diagnosis treatment and training services (DDT&TS) team**. The team has 7.0 FTE positions composing three outreach services teams, who travel throughout the state to train parents and community services providers to serve Kansans with intellectual and developmental disabilities (I/DD) in the community. PSH reports it has a waitlist of 51 individuals with a wait time of 4 to 5 months. The agency states 97.8 percent of the individuals who completed consultation with the team remained in their own communities. Furthermore, PSH indicates the expansion would increase the number of individuals served by 40 in the first year.

The **Governor** recommends expenditures totaling \$73.3 million, including \$40.7 million SGF, in FY 2024. This is a decrease of \$818,791, including \$695,164 SGF, below the agency's revised estimate in FY 2024. This decrease is due to the Governor not recommending the agency's two enhancement requests for a **cottage management restructure** and **expansion of the DDT&TS team** at PSH. The Governor's recommendation also includes a decrease of 14.0 FTE positions to not recommend the two enhancement requests.



The **agencies** request \$70.7 million, including \$37.5 million SGF, in expenditures and 956.7 FTE positions for FY 2025. This is a decrease of \$3.4 million, including a decrease of \$3.9 million SGF, below the agencies' revised estimate for FY 2024. This is a decrease of 4.5 percent, including an SGF decrease of 9.4 percent, below the revised estimate. This decrease is primarily due to the 24/7 Pay Plan transfers of \$4.0 million SGF appearing in the agencies' budget for FY 2024 but not FY 2025. The funds are requested in the KDADS budget for FY 2025 and will be transferred to the agencies during FY 2025. The decrease is partially offset by enhancement requests totaling \$1.2 million, including \$1.0 million SGF, to **restructure the cottage management team** and to **expand the DDT&TS team**.

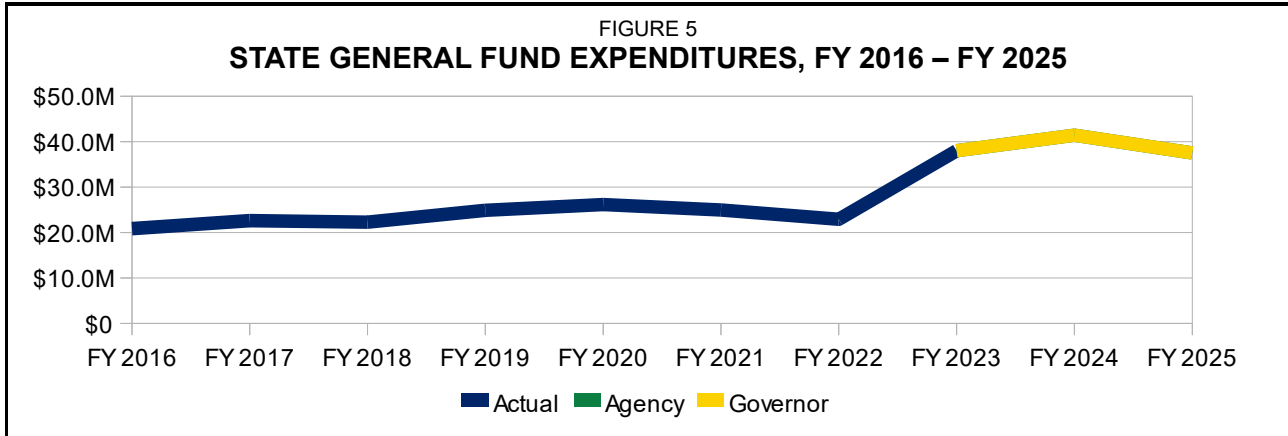
The **Governor** recommends expenditures totaling \$70.3 million, including \$37.1 million SGF, for FY 2024. This is a decrease of \$437,665 SGF below the agency's request for FY 2025. The decrease is due to the Governor recommending **partial adoption** of the agency's enhancement request to **restructure the cottage management team** for FY 2025. The Governor also recommends **partial adoption** of the agency's enhancement request to **expand the DDT&TS team**. The Governor's recommendation includes a decrease of 14.0 FTE positions to not recommend the addition of FTE positions for the enhancement requests.

## EXPENDITURES AND FINANCING

FIGURE 4  
**BUDGET SUMMARY BY CATEGORY OF EXPENDITURE, FY 2023 – FY 2025**

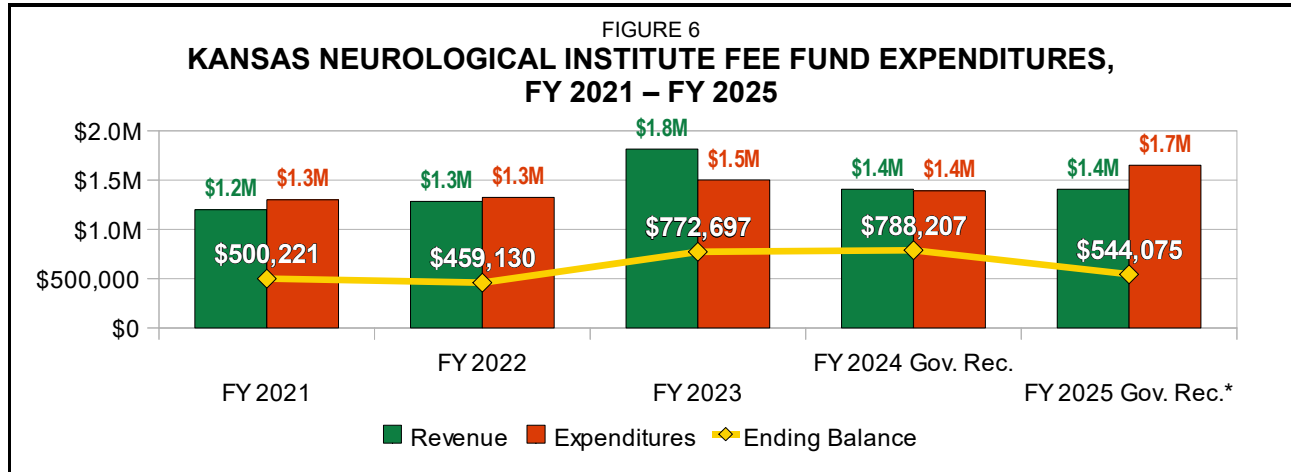
	Actual FY 2023	Agency FY 2024	Governor FY 2024	Agency FY 2025	Governor FY 2025
<b>Category of Expenditure:</b>					
Salaries and Wages	\$ 52,625,002	\$ 60,467,844	\$ 59,649,053	\$ 56,966,149	\$ 56,528,484
Contractual Services	8,433,527	8,965,826	8,965,826	9,146,766	9,146,766
Commodities	3,767,956	3,832,550	3,832,550	3,872,871	3,872,871
Capital Outlay	707,311	761,475	761,475	743,360	743,360
Debt Service Interest	-	-	-	-	-
<i>Subtotal</i>	<u>\$ 65,533,796</u>	<u>\$ 74,027,695</u>	<u>\$ 73,208,904</u>	<u>\$ 70,729,146</u>	<u>\$ 70,291,481</u>
Aid to Local Units	-	-	-	-	-
Other Assistance	1,106	5,000	5,000	2,500	2,500
<i>Subtotal—Operating</i>	<u>\$ 65,534,902</u>	<u>\$ 74,032,695</u>	<u>\$ 73,213,904</u>	<u>\$ 70,731,646</u>	<u>\$ 70,293,981</u>
Capital Improvements	13,397	60,000	60,000	-	-
Debt Service Principal	-	-	-	-	-
<b>TOTAL</b>	<u><b>\$ 65,548,299</b></u>	<u><b>\$ 74,092,695</b></u>	<u><b>\$ 73,273,904</b></u>	<u><b>\$ 70,731,646</b></u>	<u><b>\$ 70,293,981</b></u>
<b>Financing:</b>					
State General Fund	\$ 37,980,652	\$ 41,411,223	\$ 40,716,059	\$ 37,501,811	\$ 37,064,146
Agency Fee Funds	2,550,816	2,441,090	2,441,090	2,700,732	2,700,732
Title XIX Funds	24,675,915	29,787,005	29,663,378	30,076,983	30,076,983
Federal Funds	273,616	376,742	376,742	375,371	375,371
All Other Funds	67,300	76,635	76,635	76,749	76,749
<b>TOTAL</b>	<u><b>\$ 65,548,299</b></u>	<u><b>\$ 74,092,695</b></u>	<u><b>\$ 73,273,904</b></u>	<u><b>\$ 70,731,646</b></u>	<u><b>\$ 70,293,981</b></u>
FTE Positions	927.7	956.7	942.7	956.7	942.7

### STATE GENERAL FUND

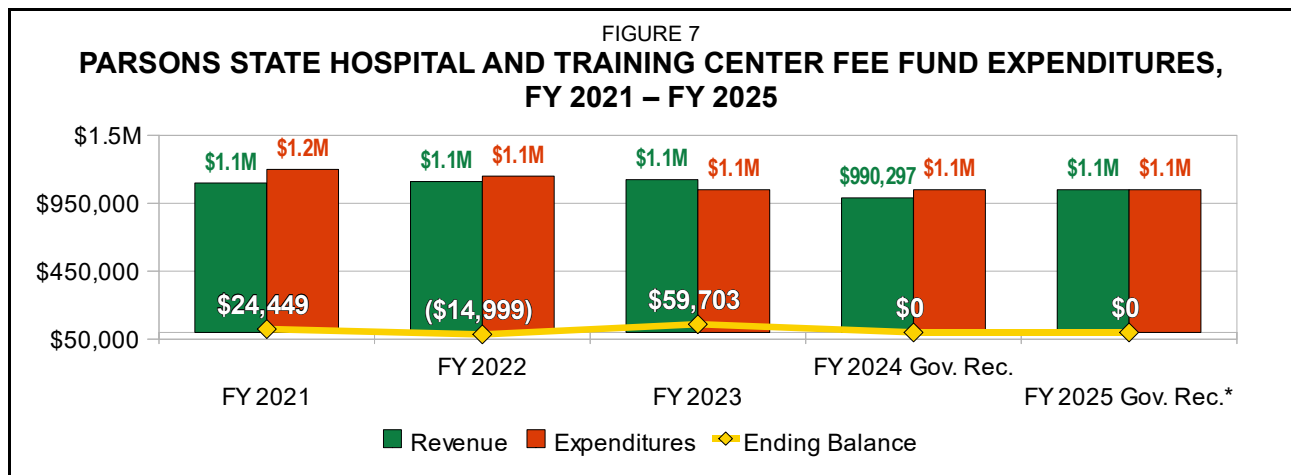


For the State Institutions for Intellectual Disabilities, SGF expenditures decreased during FY 2020 through FY 2022 because of the COVID-19 Public Health Emergency (PHE), during which the federal government provided a temporary increase to its Federal Medical Assistance Percentage (FMAP) contribution. The increased FMAP phased out during FY 2023 and the first two quarters of FY 2024, contributing to an increase in SGF expenditures from FY 2023 onward.

## AGENCY FEE FUNDS



\* For FY 2025, the lowest month ending balance for the Kansas Neurological Institute Fee Fund will occur in February, with a balance of \$483,665.



\* For FY 2025, the lowest month ending balance for the Parsons State Hospital and Training Center Fee Fund will occur in July, with a balance of \$0.

Both agencies maintain fee fund accounts; however, these are not traditional fee funds in which the agency collects various fees or licenses. The bulk of these funds are private insurance or Medicare recoupments the hospitals receive in the course of caring for residents. Both agencies have indicated that these funds are not a stable source of revenue because the agencies cannot consistently anticipate when they will receive recoupments or exactly how much those recoupments will be.

## FY 2024 ANALYSIS

FIGURE 8

### SUMMARY OF BUDGET REQUEST, FY 2024

	SGF	All Funds	FTE
<b>Legislative Approved:</b>			
Amount Approved by 2023 Legislature	\$ 35,902,032	\$ 67,870,814	927.7
1. SGF Reappropriation	361,822	361,822	--
<i>Subtotal—Legislative Approved</i>	\$ 36,263,854	\$ 68,232,636	927.7
<b>Agencies' Revised Estimate:</b>			
Supplemental Requests:			
2. Pay Plan Shortfall	\$ 432,793	\$ 432,793	--
3. PSH Cottage Management Restructure	590,749	590,749	7.0
4. PSH DDT&TS Outreach Services	104,415	228,042	7.0
<i>Subtotal—Supplemental Requests Only</i>	\$ 1,127,957	\$ 1,251,584	14.0
5. 24/7 Pay Plan	\$ 4,019,412	\$ 4,019,412	--
6. All Other Adjustments	-	589,068	15.0
<i>Subtotal—Agencies' Revised Estimate</i>	\$ 41,411,223	\$ 74,092,695	956.7
<b>Governor's Recommendation:</b>			
7. Supplementals Not Recommended	\$ (695,164)	\$ (818,791)	(14.0)
<b>TOTAL</b>	\$ 40,716,059	\$ 73,273,904	942.7

### LEGISLATIVE APPROVED

Subsequent to the 2023 Session, one adjustment was made to the \$67.9 million, including \$35.9 million SGF, appropriated to the State Institutions for Intellectual Disabilities for FY 2024. This adjustment changes the current year approved amount without any legislative action required:

1. **SGF REAPPROPRIATION.** \$361,822 in unspent SGF moneys was shifted from FY 2023 to FY 2024.

### AGENCY ESTIMATE

The **agencies** request a revised estimate of \$74.1 million, including \$41.4 million SGF, in expenditures and 956.7 FTE positions in FY 2024. This is an increase of \$5.9 million, including \$5.2 million SGF, above the amount approved by the 2023 Legislature. This is an all funds increase of 8.6 percent and an SGF increase of 14.2 percent above the approved amount.

The revised estimate includes \$1.3 million, including \$1.1 million SGF, for the following supplemental requests:

2. **PAY PLAN SHORTFALL.** The revised estimate includes \$432,793 SGF in FY 2024 to account for a shortfall in appropriations for the Legislative Pay Plan in 2023 SB 25. The 2023 Legislature appropriated \$120.0 million, including \$46.0 million SGF, across all state agencies to provide salary adjustments for FY 2024 based on the Department of Administration Market Survey. This total amount was short by approximately \$11.8 million, including \$11.4 million SGF, statewide in FY 2024. To account for this, the State Finance Council prorated agency distribution of the available appropriations by approximately 20.0 percent. A supplemental appropriation of \$141,236 SGF for KNI and \$291,557 SGF for PSH is required to achieve the intended effect of the Legislative Pay Plan in 2023 SB 25.

3. **PSH COTTAGE MANAGEMENT RESTRUCTURE.** PSH requests an increase of 7.0 FTE positions and a supplemental funding increase of \$590,749 SGF to restructure its cottage management team. PSH reports its 13.0 Program Coordinator FTE positions have a 60.0 percent vacancy rate due to requiring a four-year college degree in human services and sufficient experience. PSH requests the 7.0 new FTE positions not require a four-year college degree, only cottage or supervisory experience. Additionally, PSH states \$235,139 of this funding would be used to increase other cottage management FTE positions to avoid wage compression.
4. **PSH DUAL DIAGNOSIS TREATMENT AND TRAINING SERVICES (DDT&TS) PROGRAM.** PSH requests an increase of 7.0 FTE positions and \$228,042 SGF to expand the DDT&TS program team. The team has 7.0 FTE positions composing three outreach services teams, who travel throughout the state to train parents and community services providers to serve Kansans with I/DD in the community. PSH reports it has a waitlist of 51 individuals with a wait time of 4 to 5 months. The agency states 97.8 percent of the individuals who completed consultation with the team remained in their own communities. Furthermore, PSH indicates the expansion would increase the number of individuals served by 40 in the first year.

Absent the supplemental requests, the revised estimate includes an increase of \$4.6 million in base budget expenditures. Significant adjustments are as follows:

5. **24/7 PAY PLAN.** KDADS transferred \$4.0 million SGF to PSH and KNI in FY 2024 to provide shift differentials to PSH and KNI employees pursuant to the 24/7 Pay Plan.
6. **ALL OTHER ADJUSTMENTS.** All other adjustments encompass a variety of other incremental changes to the agencies' budgets; however, the primary driver is an increased budget of \$627,481 for Title XIX Medicaid expenditures at KNI. The increase in FTE positions is due to KDADS transferring 1.0 FTE position to PSH, the Department of Administration authorizing the transition of 6.0 temporary positions to regular FTE positions, the addition of 5.0 new FTE positions to the Maintenance Department, and the addition of 3.0 FTE positions to the Outreach Services Department.

## **GOVERNOR'S RECOMMENDATION**

---

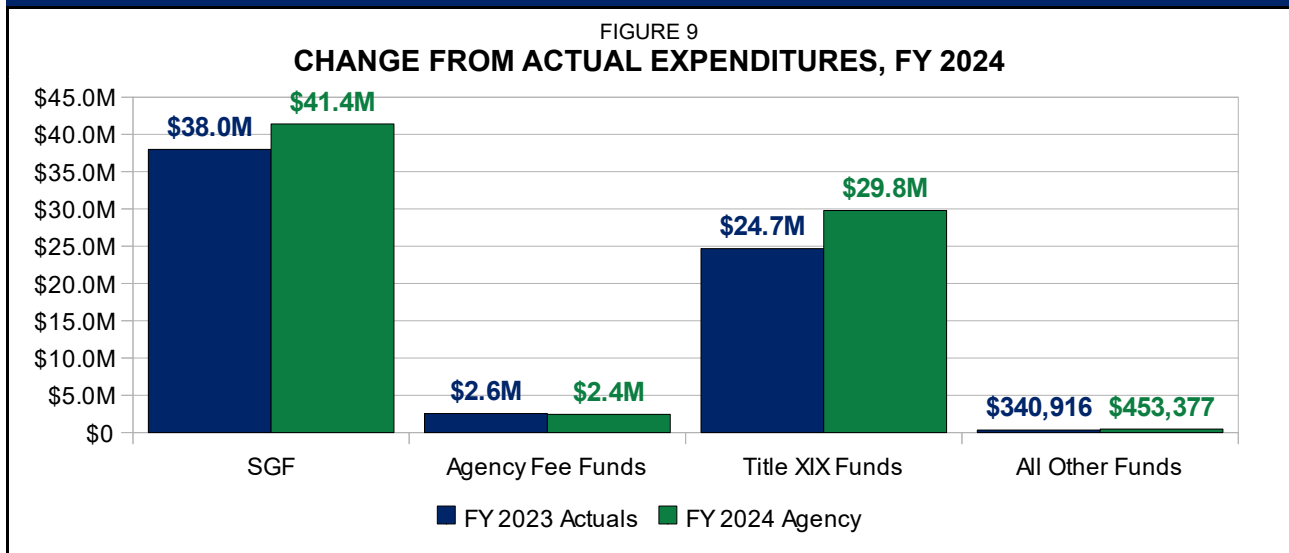
The **Governor** recommends expenditures totaling \$73.3 million, including \$40.7 million SGF, in FY 2024. This is a decrease of \$818,791, including \$695,164 SGF, below the agencies' revised estimate in FY 2024.

The **Governor's** recommendation includes the following adjustment:

7. **SUPPLEMENTALS NOT RECOMMENDED.** The Governor does not recommend adoption of the agencies' two enhancement requests for a cottage management restructure and expansion of the DDT&TS team at PSH.

The **Governor's** recommendation also includes 942.7 FTE positions. This is a decrease of 14.0 FTE positions due to the Governor's recommendation to not adopt the agencies' two enhancement requests.

## FY 2024 CHANGE FROM ACTUAL EXPENDITURES



The **agencies** request a revised estimate of \$74.1 million, including \$41.4 million SGF, in FY 2024. This is an increase of \$8.5 million, including \$3.4 million SGF, above actual expenditures in FY 2023. The following factors contribute to the difference between FY 2023 actual expenditures and the FY 2024 revised estimate:

- **FY 2023 ACTUAL EXPENDITURES BELOW THE APPROVED AMOUNT.** In FY 2023, the agencies spent \$2.7 million, including \$1.7 million SGF, less than the amount approved for FY 2023. This is primarily due to the agencies spending less on salaries and wages expenditures than the agencies were approved to spend. In FY 2023, KNI had a 25.0 percent vacancy rate for direct care staff, while PSH had a 20.0 percent vacancy rate for direct care staff.
- **INCREASES REQUESTED IN FY 2024.** Also contributing to the change from actual expenditures are the changes detailed above, such as the 24/7 Pay Plan (\$4.0 million SGF) and the agencies' supplemental requests (\$1.3 million, including \$1.1 million SGF).



## FY 2025 ANALYSIS

FIGURE 10

### SUMMARY OF BUDGET REQUEST, FY 2025

	SGF	All Funds	FTE
<b>Agency Request:</b>			
Request without Major Changes	\$ 36,505,316	\$ 69,570,315	942.7
Enhancement Requests:			
1. PSH DDT&TS Outreach Services	\$ 208,830	\$ 373,666	7.0
2. PSH Cottage Management Restructure	787,665	787,665	7.0
<i>Subtotal—Enhancement Requests</i>	\$ 37,501,811	\$ 70,731,646	956.7
3. 24/7 Pay Plan	\$ (432,793)	\$ (432,793)	--
<i>Subtotal—Agency Request</i>	\$ 37,069,018	\$ 70,298,853	956.7
<b>Governor's Recommendation:</b>			
4. Enhancements Partially Recommended	\$ (437,665)	\$ (437,665)	(14.0)
<b>TOTAL</b>	<b>\$ 37,064,146</b>	<b>\$ 70,293,981</b>	<b>942.7</b>

### AGENCY REQUEST

The **agencies** request \$70.7 million, including \$37.5 million SGF, in expenditures and 956.7 FTE positions for FY 2025. This is a decrease of \$3.4 million, including a decrease of \$3.9 million SGF, below the agencies' revised estimate for FY 2024. This is a decrease of 4.5 percent, including an SGF decrease of 9.4 percent, below the FY 2024 revised estimate.

The request includes \$1.2 million, including \$996,495 SGF, for the following enhancement requests:

1. **PSH DDT&TS OUTREACH SERVICES.** PSH requests \$373,666, including \$208,830 SGF, and 7.0 FTE positions to continue funding the 7.0 FTE positions requested in FY 2024 to expand the DDT&TS Outreach Services. This amount reflects one full year's cost.
2. **PSH COTTAGE MANAGEMENT RESTRUCTURE.** PSH requests \$787,665 SGF and 7.0 FTE positions to continue funding the 7.0 FTE positions requested in FY 2024 to restructure its cottage management team and increase certain wages to avoid wage compression. This amount reflects one full year's cost.

Absent the enhancement requests, the revised estimate includes a decrease in base budget expenditures compared with the agency's revised estimate in FY 2024. Significant adjustments are as follows:

3. **24/7 PAY PLAN.** The agencies' requests includes a decrease of \$432,793 due to the 24/7 Pay Plan not being included in the agencies' budget for FY 2025. Instead, it is reflected in KDADS budget submission for FY 2025 and will be transferred to the agencies during FY 2025.

### GOVERNOR'S RECOMMENDATION

The **Governor** recommends expenditures totaling \$70.3 million, including \$37.1 million SGF, for FY 2024. This is a decrease of \$437,665 SGF below the agencies' request for FY 2025. The decrease is due to the Governor recommending **partial adoption** of the agencies' enhancement request to **restructure the cottage management team** for FY 2025. The Governor also

recommends **partial adoption** of the agencies' enhancement request **to expand the DDT&TS team**. The Governor's recommendation includes a decrease of 14.0 FTE positions to not recommend the addition of FTE positions for the enhancement requests.

The **Governor's** recommendation includes the following adjustments:

4. **ENHANCEMENTS NOT RECOMMENDED.** The Governor recommends partial adoption of the following supplemental requests:
  - **PSH DDT&TS Outreach Services.** The Governor recommends \$373,666, including \$208,830 SGF, to fully fund the enhancement request. The Governor does not recommend the addition of 7.0 FTE positions.
  - **PSH Cottage Management Restructure.** The Governor recommends \$350,000 SGF to partially fund the enhancement request. The Governor does not recommend the addition of 7.0 FTE positions.

The **Governor's** recommendation also includes 942.7 FTE positions, which is a decrease of 14.0 FTE positions below the agencies' request for FY 2025. The decrease is due to the Governor's recommendation to not add FTE positions for the agencies' enhancement requests.

## SUPPLEMENTAL AND ENHANCEMENT REQUESTS

FIGURE 11

**SUPPLEMENTAL AND ENHANCEMENT REQUESTS, FY 2024 – FY 2025**

Request	Agency			Governor		
	SGF	All Funds	FTE	SGF	All Funds	FTE
<b>FY 2024 Supplementals:</b>						
1. Pay Plan Shortfall	\$ 432,793	\$ 432,793	-	\$ 432,793	\$ 432,793	-
2. PSH Cottage Management Restructure	590,749	590,749	7.0	-	-	-
3. PSH DDT&TS Outreach Services	104,415	228,042	7.0	-	-	-
<b>TOTAL</b>	<b>\$ 1,127,957</b>	<b>\$ 1,251,584</b>	<b>14.0</b>	<b>\$ 432,793</b>	<b>\$ 432,793</b>	<b>-</b>
<b>FY 2025 Enhancements:</b>						
4. PSH Cottage Management Restructure	787,665	787,665	7.0	350,000	350,000	-
5. PSH DDT&TS Outreach Services	208,830	373,666	7.0	208,830	373,666	-
<b>TOTAL</b>	<b>\$ 996,495</b>	<b>\$ 1,161,331</b>	<b>14.0</b>	<b>\$ 558,830</b>	<b>\$ 723,666</b>	<b>-</b>

- PAY PLAN SHORTFALL.** The revised estimate includes \$432,793 SGF in FY 2024 to account for a shortfall in appropriations for the Legislative Pay Plan in 2023 SB 25. The 2023 Legislature appropriated \$120.0 million, including \$46.0 million SGF, across all state agencies to provide salary adjustments for FY 2024 based on the Department of Administration Market Survey. This total amount was short by approximately \$11.8 million, including \$11.4 million SGF, statewide in FY 2024. To account for this, the State Finance Council prorated agency distribution of the available appropriations by approximately 20.0 percent. A supplemental appropriation of \$141,236 SGF for KNI and \$291,557 SGF for PSH is required to achieve the intended effect of the Legislative Pay Plan in 2023 SB 25.

**The Governor recommends adoption of this request.**

- PSH COTTAGE MANAGEMENT RESTRUCTURE.** PSH requests an increase of 7.0 FTE positions and a supplemental funding increase of \$590,749 SGF to restructure its cottage management team. PSH reports its Program Coordinator FTE position has a 60.0 percent vacancy rate due to it requiring a four-year college degree in human services and sufficient experience. PSH states the 7.0 new FTE positions would not require a four-year college degree, but would require cottage or supervisory experience. Additionally, PSH states a portion of the funding would be used to increase other cottage management FTE positions to avoid wage compression.

**The Governor does not recommend adoption of this request.**

- PSH DDT&TS OUTREACH SERVICES.** PSH requests an increase of 7.0 FTE positions and \$228,042 SGF to expand the DDT&TS program team. The team has 7.0 FTE positions composing three outreach services teams, who travel throughout the state to train parents and community services providers to serve Kansans with I/DD in the community. PSH reports it has a waitlist of 51 individuals with a wait time of 4 to 5 months. The agency states 97.8 percent of the individuals who completed consultation with the team remained in their own communities. PSH states the expansion would increase the number of individuals served by 40 in the first year.

**The Governor does not recommend adoption of this request.**

4. **PSH COTTAGE MANAGEMENT RESTRUCTURE.** PSH requests \$787,665 SGF and 7.0 FTE positions to continue funding the 7.0 FTE positions requested in FY 2024 to restructure its cottage management team and increase certain wages to avoid wage compression. This amount reflects one full year's cost.

**The Governor recommends adding \$350,000 and 0.0 FTE positions.**

5. **PSH DDT&TS OUTREACH SERVICES.** PSH requests \$373,666, including \$208,830 SGF, and 7.0 FTE positions to continue funding the 7.0 FTE positions requested in FY 2024 to expand the DDT&TS Outreach Services. This amount reflects one full year's cost.

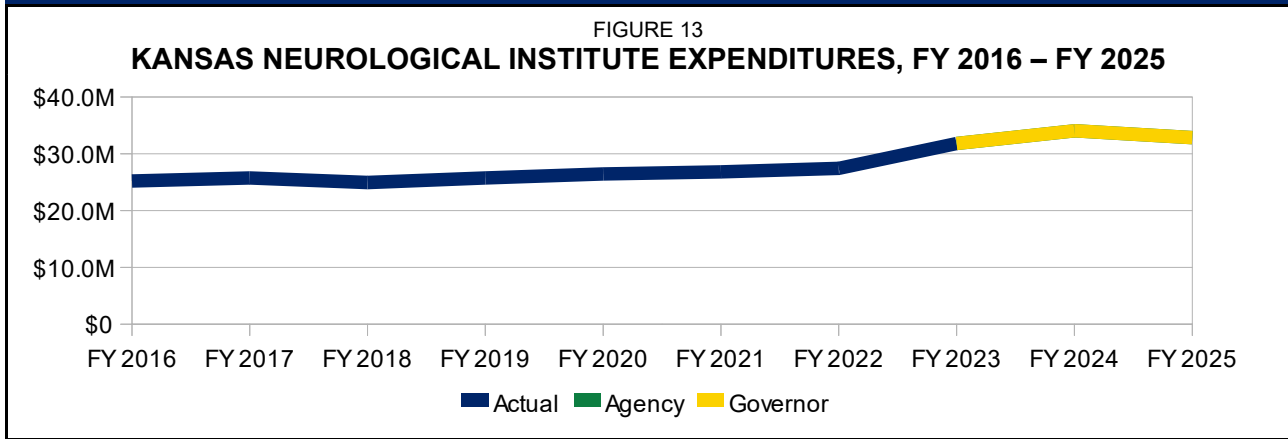
**The Governor recommends adding the funding but not the FTE positions.**

## PROGRAM OVERVIEW

FIGURE 12  
**EXPENDITURES AND FTE POSITIONS BY PROGRAM, FY 2023 – FY 2025**

Programs	Actual FY 2023	Agency FY 2024	Governor FY 2024	Agency FY 2025	Governor FY 2025
<b>Expenditures:</b>					
Kansas Neurological Institute	\$ 31,790,604	\$ 34,032,083	\$ 34,032,083	\$ 32,820,552	\$ 32,820,552
Parsons State Hospital and Training Center	33,757,695	40,060,612	39,241,821	37,911,094	37,473,429
<b>TOTAL</b>	<b><u>\$ 65,548,299</u></b>	<b><u>\$ 74,092,695</u></b>	<b><u>\$ 73,273,904</u></b>	<b><u>\$ 70,731,646</u></b>	<b><u>\$ 70,293,981</u></b>
<b>FTE Positions:</b>					
Kansas Neurological Institute	437.5	437.5	437.5	437.5	437.5
Parsons State Hospital and Training Center	490.2	519.2	505.2	519.2	505.2
<b>TOTAL</b>	<b><u>927.7</u></b>	<b><u>956.7</u></b>	<b><u>942.7</u></b>	<b><u>956.7</u></b>	<b><u>942.7</u></b>

# KANSAS NEUROLOGICAL INSTITUTE



- STATUTORY BASIS:** • KSA 76-17c01 to 76-17c08
- PROGRAM GOALS:**
- Provide quality supports for the people living at KNI in daily needs and decision-making.
  - Provide support for residents in all aspects of finding, securing, and retaining individualized and meaningful employment.
  - Engage community people to provide a high-quality volunteer experience that will enrich the lives of the volunteers and people with intellectual disabilities.
  - Provide health care for people who live at KNI with various types of acute and chronic conditions and intermediate health care 24 hours a day, 7 days a week.

The Kansas Neurological Institute (KNI) was established in 1959 on 183 acres formerly occupied by the Winter Veterans Hospital. The resident population at KNI is growing older and facing increasingly complex medical, physical, and behavioral support challenges. Many KNI residents require intensive physical and medical supports. Patients at KNI live in 20 homes in 4

residential lodges. KNI's mission is to support each individual who lives at KNI to have a meaningful life. The agency aims to accomplish this mission by ensuring the well-being of its residents, providing opportunities for personal choice, promoting personal relationships, encouraging participation in the community, and recognizing residents' individuality.

	Actual FY 2021	Actual FY 2022	Actual FY 2023	Projected FY 2024	Projected FY 2025
Bed Capacity	135	133	130	132	132
Average Daily Census	126	126	125	125	125
Admissions	4	5	3	4	4
Separations	7	6	2	4	4

The primary focus of KNI is providing individual supports for people with intellectual and developmental disabilities. Therefore, KNI's priority is ensuring it has adequate coverage for the care of its residents.

**PREVIOUS SALARY INCREASE REQUESTS**  
During the 2021 Session, the agency sought to increase the starting salaries of its Mental Health/Developmental Disability Technicians (MHDDTs). At the time, the starting salary for MHDDTs was approximately \$12.35 an hour. The Governor subsequently issued Executive

Directive Nos. 21-537 and 21-538, which increased the starting salaries for these positions. The 2022 Legislature added \$2.7 million SGF for FY 2023 to implement the Executive Directives.

Additionally, the 2022 Legislature approved the 24/7 Pay Plan, which provides for base pay increases and hourly differential pay. The 24/7 Pay Plan was funded using federal ARPA funds in FY 2022 and SGF moneys in FY 2023.

The funds pass through KDADS to each of the state hospitals.

**SERVICES FOR RESIDENTS**

*FOSTER GRANDPARENT PROGRAM*

As part of its active therapies program, KNI provides leisure activities and skill development through the Foster Grandparent Program, which is a federally funded program that assists in pairing residents with older volunteers. Through this program, residents receive an array of individualized social, leisure, and spiritual opportunities by participating in leisure and other activities with the volunteer grandparents.

**SUPPORTED EMPLOYMENT SERVICES**

KNI also provides various supported employment services through several entrepreneurial businesses operated at KNI, as well as employment opportunities at KNI itself and other locations in the Topeka community.

Fund	Actual FY 2023	Agency FY 2024	Governor FY 2024	Agency FY 2025	Governor FY 2025
SGF	\$ 16,720,542	\$ 17,554,840	\$ 17,554,840	\$ 15,805,553	\$ 15,805,553
Federal Funds	273,616	376,742	376,742	375,371	375,371
All Other Funds	14,796,446	16,100,501	16,100,501	16,639,628	16,639,628
<b>TOTAL</b>	<b>\$ 31,790,604</b>	<b>\$ 34,032,083</b>	<b>\$ 34,032,083</b>	<b>\$ 32,820,552</b>	<b>\$ 32,820,552</b>
<b>Percent Change:</b>					
SGF	65.6 %	5.0 %	-- %	(10.0) %	-- %
All Funds	15.9 %	7.1 %	-- %	(3.6) %	-- %
FTE Positions	437.5	437.5	437.5	437.5	437.5

**BUDGET ANALYSIS**

**FY 2024 REVISED ESTIMATE**

KNI submits a revised estimate of \$34.0 million, including \$17.6 million SGF, in FY 2024. This is an increase of \$2.5 million, or 8.1 percent, including \$2.0 million SGF, or 12.5 percent, above the amount approved by the 2023 Legislature. This increase includes the agency's enhancement request of \$141,236 to fully fund the 2023 Legislative Pay Plan and a \$1.8 million transfer from KDADS to fund the 24/7 Pay Plan.

The **Governor** concurs with the agency's revised estimate in FY 2024.

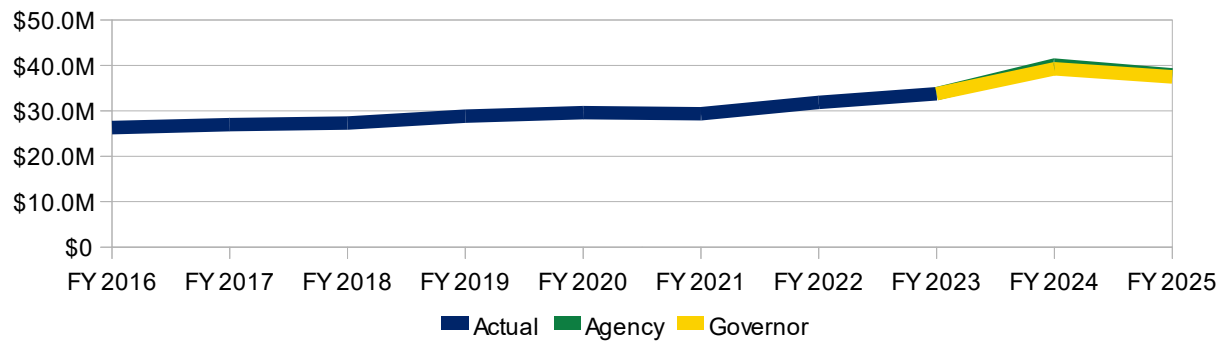
**FY 2025 REVISED REQUEST**

KNI requests \$32.8 million, including \$15.8 million SGF, for FY 2025. This is a decrease of \$1.2 million, or 3.6 percent, including a decrease of \$1.8 million SGF, or 10.0 percent, below the agency's request for FY 2024. This decrease is primarily due to the 24/7 Pay Plan transfer, which is included in the agency's budget in FY 2024 but is reflected in the KDADS budget for FY 2025. The decrease is partially offset by changes in fringe benefits.

The **Governor** concurs with the agency's request for FY 2025.

## PARSONS STATE HOSPITAL AND TRAINING CENTER

FIGURE 15  
**PARSONS STATE HOSPITAL AND TRAINING CENTER EXPENDITURES, FY 2016 – FY 2025**



**STATUTORY BASIS:** • KSA 76-1401 to KSA 76-1415

- PROGRAM GOALS:**
- Provide effective habilitation, rehabilitation, active treatment, and care to residents of the facility in a safe, healthy, and homelike living environment with consideration for the informed personal lifestyle choices of each resident.
  - Supplement and extend development of community service provisions for developmentally disabled children and adults, especially through Outreach Services, a statewide program for persons with developmental disabilities and psychiatric impairments.
  - Provide for the optimal mental and physical health of each resident with consideration for the informed personal lifestyle choices of each resident.

The Parsons State Hospital and Training Center (PSH) was opened in 1903 as Parsons State Hospital to treat people who were epileptic. In 1953, the program was changed to provide residential services for children with intellectual disabilities, and the name was changed to the Parsons State Training School. Its name was changed a few years later to the Parsons State

Hospital and Training Center to more accurately describe the treatment programs. The population at PSH functions within a profound to borderline range of intellectual abilities. Approximately 90.0 percent of the population are dually diagnosed with an accompanying psychiatric impairment.

### PARSONS STATE HOSPITAL AND TRAINING CENTER CENSUS STATISTICS

	Actual FY 2021	Actual FY 2022	Actual FY 2023	Projected FY 2024	Projected FY 2025
Bed Capacity	172	172	172	172	172
Average Daily Census	150	147	148	150	150
Admissions	6	9	10	10	10
Separations	14	12	9	10	10

The mission of Parsons State Hospital and Training Center is to improve the lives of its residents by connecting people with supports and services. The agency's philosophy views services as existing to enhance the quality of life for individuals with developmental disabilities while supporting diversity and

inclusion of such individuals. It views personal preferences of the individual in all aspects of life as the benchmark of all of its services.

As stated above, approximately 90.0 percent of the PSH population are dually diagnosed with an accompanying psychiatric impairment.



This results in a population that may be more prone to emotional outbursts and self injurious and aggressive behaviors.

The agency indicates that in FY 2019 and FY 2020, PSH saw a significant increase in the number of psychotropic medications prescribed prior to admission to the state hospital by an outside service provider. According to the agency, these medications are generally used as a means to control aggressive behaviors in the community. The Parsons Medical Director and staff closely monitor all medications for each resident in an effort to reduce the number of psychotropic medications prescribed during a resident's stay at PSH. The agency estimates that approximately 73.0 percent of people admitted to PSH have had psychotropic medication prescriptions reduced or eliminated since FY 2004.

**AGING POPULATION**

Similar to KNI, the population of PSH is aging. Currently, the average length of stay for

residents at PSH is 19.3 years. Currently, 54.0 percent of the population is over the age of 50, including 21 residents who are over the age of 60. As these residents continue to age, PSH anticipates seeing increased expenditures related to age-related health conditions, similar to expenditures at KNI to care for its aging population.

**AGGRESSIVE AND SEXUAL BEHAVIOR**

The agency reports that a majority of new admissions are individuals with serious aggressive and sexual acting-out behaviors. While the agency indicates that the overall population is aging, since FY 2019, its new admissions have been, on average, 17 years old. Additionally, a majority of new residents have had multiple police involvements, hospitalizations, or emergency room visits prior to being admitted to the hospital. The agency anticipates that if this trend continues, it will see an increase in aggressive and self-injurious behaviors, which it believes may create difficulty in placing individuals.

FIGURE 16  
**PARSONS STATE HOSPITAL AND TRAINING CENTER FINANCING, FY 2023 – FY 2025**

Fund	Actual FY 2023	Agency FY 2024	Governor FY 2024	Agency FY 2025	Governor FY 2025
SGF	\$ 21,260,110	\$ 23,856,383	\$ 23,161,219	\$ 21,696,258	\$ 21,258,593
Federal Funds	-	-	-	-	-
All Other Funds	12,497,585	16,204,229	16,080,602	16,214,836	16,214,836
<b>TOTAL</b>	<b>\$ 33,757,695</b>	<b>\$ 40,060,612</b>	<b>\$ 39,241,821</b>	<b>\$ 37,911,094</b>	<b>\$ 37,473,429</b>
<b>Percent Change:</b>					
SGF	65.8 %	12.2 %	(2.9) %	(9.1) %	(2.0) %
All Funds	6.0 %	18.7 %	(2.0) %	(5.4) %	(1.2) %
FTE Positions	490.2	519.2	505.2	519.2	505.2

**BUDGET ANALYSIS**

**FY 2024 REVISED ESTIMATE**

PSH submits a revised estimate of \$40.1 million, including \$23.9 million SGF, in FY 2024. This is an increase of \$3.3 million, or 9.0 percent, including \$3.2 million SGF, or 15.5 percent, above the amount approved by the 2023 Legislature. This increase is partially due to the agency's supplemental requests totaling \$1.1 million, including \$986,721 SGF. Additionally, the agency's estimate includes \$2.2 million to fund the 24/7 Pay Plan.

The **Governor** recommends \$39.2 million, including \$23.2 million SGF, in expenditures in FY 2024. This is a decrease of \$818,791, including \$695,164 SGF, below the agency's revised estimate in FY 2024. The decrease is due to the Governor not recommending the agency's two supplemental requests. Additionally, the Governor's recommendation includes a decrease of 14.0 FTE positions below the agency's revised estimate to not recommend the agency's supplemental requests.

## **FY 2025 REQUEST**

PSH requests \$37.9 million, including \$21.7 million SGF, for FY 2025. This is a decrease of \$2.2 million, or 5.4 percent, including a decrease of \$2.2 million SGF, or 9.1 percent, below the agency's revised estimate in FY 2024. This decrease is primarily due to the 24/7 Pay Plan transfer, which is included in the agency's budget in FY 2024 but is reflected in the KDADS budget for FY 2025.

The **Governor** recommends expenditures totaling \$37.5 million, including \$21.3 million SGF, for FY 2025. This is a decrease of \$473,665 SGF below the agency's request for FY 2025. The decrease is due to the Governor's recommendation to partially fund the agency's enhancement request to restructure its cottage management team. Additionally, the Governor's recommendation includes a decrease of 14.0 FTE positions below the agency's request to not recommend adding FTE positions for the agency's two enhancement requests.