

# Westar Energy Transmission Construction Update

## Before the House Energy and Utilities Committee

February 2, 2012

Good morning Chairman Holmes and committee members. My name is Dave Peck and I am Westar's project manager for the transmission construction projects outlined below. A separate map is also provided to illustrate where these projects are located. I will be glad to answer your questions at the appropriate time.

### **Rose-Hill Sooner Project**

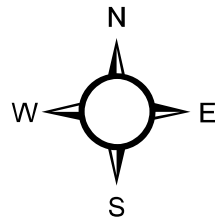

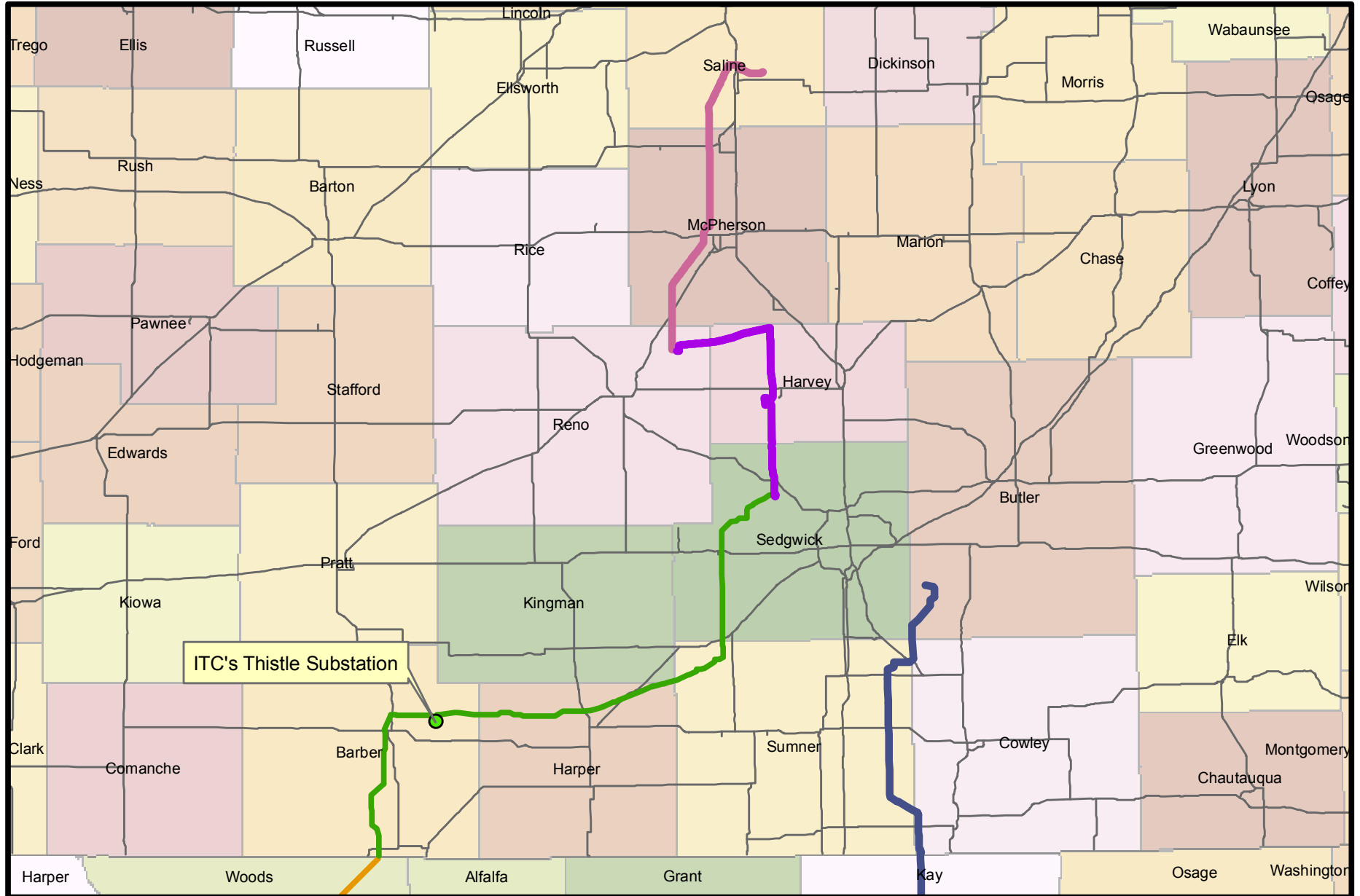
- The Rose Hill to Sooner project is a 48 mile 345kV transmission line from Rose Hill, Kansas to the OK border. There is a sister OGE project in OK that is 42 miles long that extends from the KS/OK border to the OGE Sooner power plant.
- Design is complete
- 100% of Right-of-Way acquired and cleared of trees and brush
- Procurement
  - All materials and labor for the project have been procured and delivered to the laydown yards
- Construction Status
  - Concrete foundations 100% complete
  - Steel pole erection 100% complete
  - Conductor strung and sagged 94% complete
  - Right of way restoration has started
  - Project requires close coordination with OGE (conductor type, phasing, schedule, etc)
  - In-service expected April 2012 (previously June 2012)
- Cost
  - Current cost estimate is \$80.2M (previously \$99.5M)

### **Kansas Y-Plan (Prairie Wind Transmission)**





- Prairie Wind Transmission, LLC (PWT), is a joint venture formed by Westar Energy and Electric Transmission America (ETA). ETA is a joint venture of subsidiaries of American Electric Power and MidAmerican Energy Holdings Company.

- PWT is currently designing a 108 mile double circuit 345kV transmission line, called the Wichita to Woodward 345kV project. The project extends from a Westar substation near Colwich, KS to Medicine Lodge and then south to the KS/OK border. We connect to ITC's Thistle substation near Medicine Lodge. OGE meets us at the KS/OK border and they will build the line from the OK border to Woodward, OK.
- Line Engineering is approx. 87% complete
  - Aerial surveying is complete. Land surveying complete in Sedgwick, Sumner, & Harper counties. Work continues in Barber County locating section corners.
  - All crossing utilities have been surveyed in Sedgwick, Sumner, Harper, and Barber counties.
  - Engaged Black & Veatch for detailed design and some procurement assistance. PLC-CADD models completed. Initial pole placements are complete and we are in the process of checking for interferences with the underground utilities.
  - We have completed all the geotechnical exploration and soil testing.
- Material procurement has begun. We signed a contract with a steel structure fabricator in December 2011. We have approximately 840 steel structures on the project. We are currently reviewing shop drawings and planning the fabrication work. Expect to begin receiving anchor bolts in July 2012.
- Real Estate Progress
  - We have to get easements on 322 parcels in four counties for the project. All property exhibits are complete for Sedgwick Co., Sumner Co., and Harper County and about 60% complete for Barber Co.
  - We have over 50% of the easements signed in Sedgwick Co. and 30% in Sumner Co. and a few in Harper Co. Overall about 20% of the easement agreements for the entire project have been signed with Landowners.
  - We have located 6 material receiving and storage (laydown) yards required for the project and have signed lease agreements with 5 landowners. We expect to start developing the yards in the spring/summer of 2012.
- We plan on beginning the right of way prep work (vegetation clearing, install culverts, gates, temporary fencing) this spring/summer and mobilizing the line construction contractor in the July/August time frame.
- The project budget is \$225M.
- The completion date for this project is December 31, 2014.

# Westar Transmission Projects



## Legend

-  Phase 1 Wichita to Salina 345kV
-  Phase 2 Wichita to Salina 345kV
-  Rose Hill to Sooner 345kV
-  PW Wichita to Woodward 345kV Line