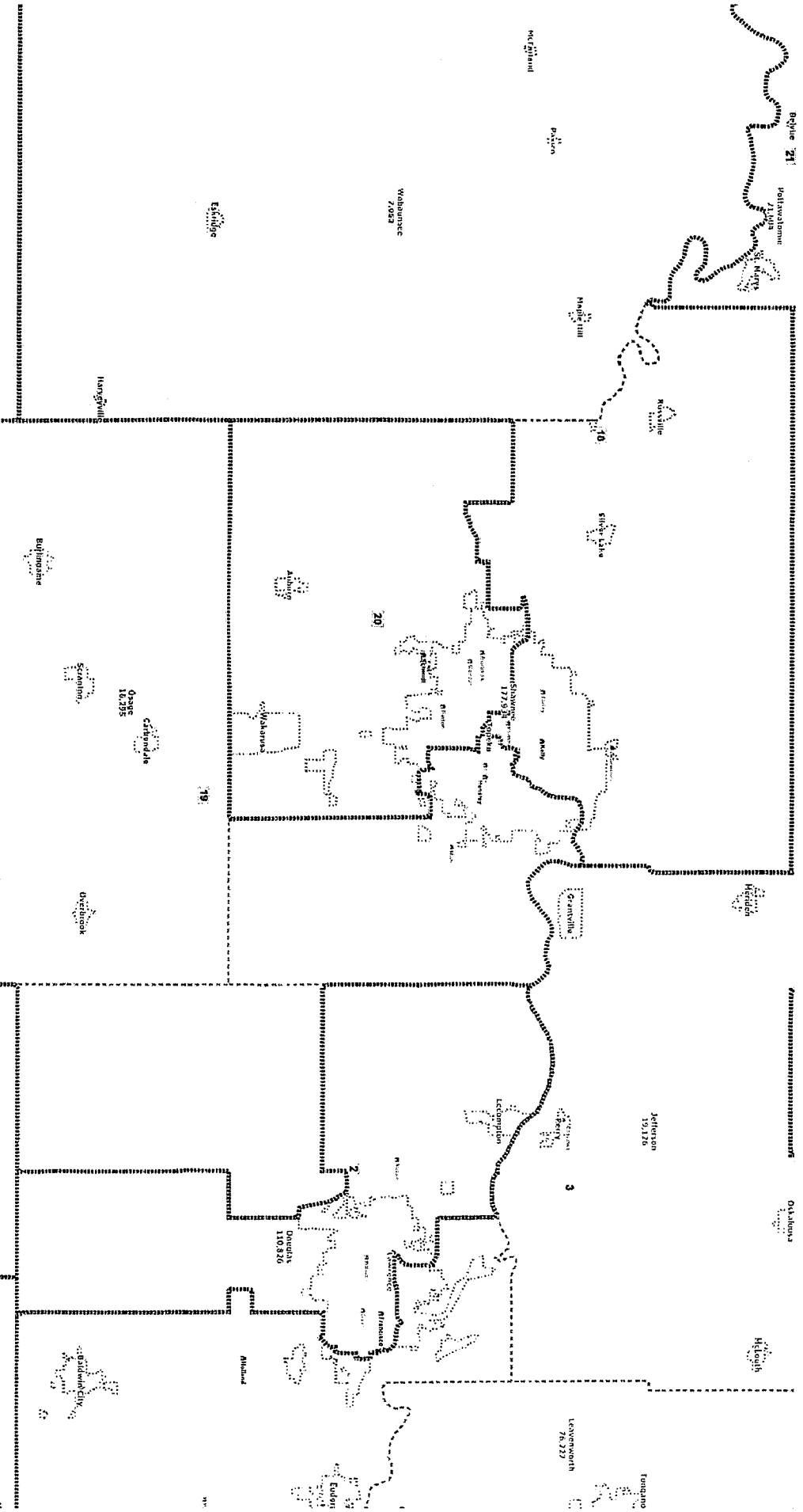


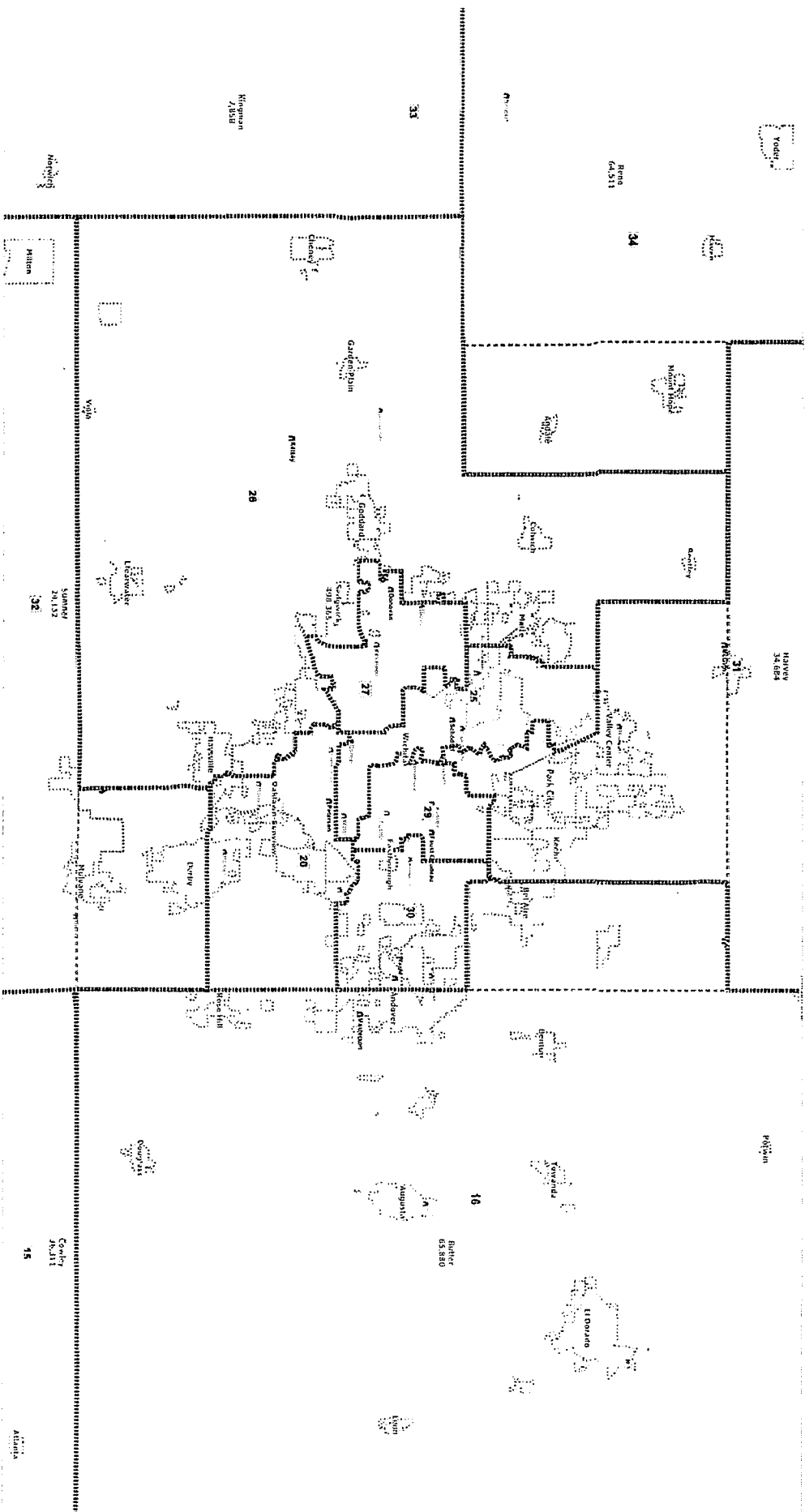
Save Our State - Statewide

Senate Reapportionment  
 2-13-12  
 Attachment 1

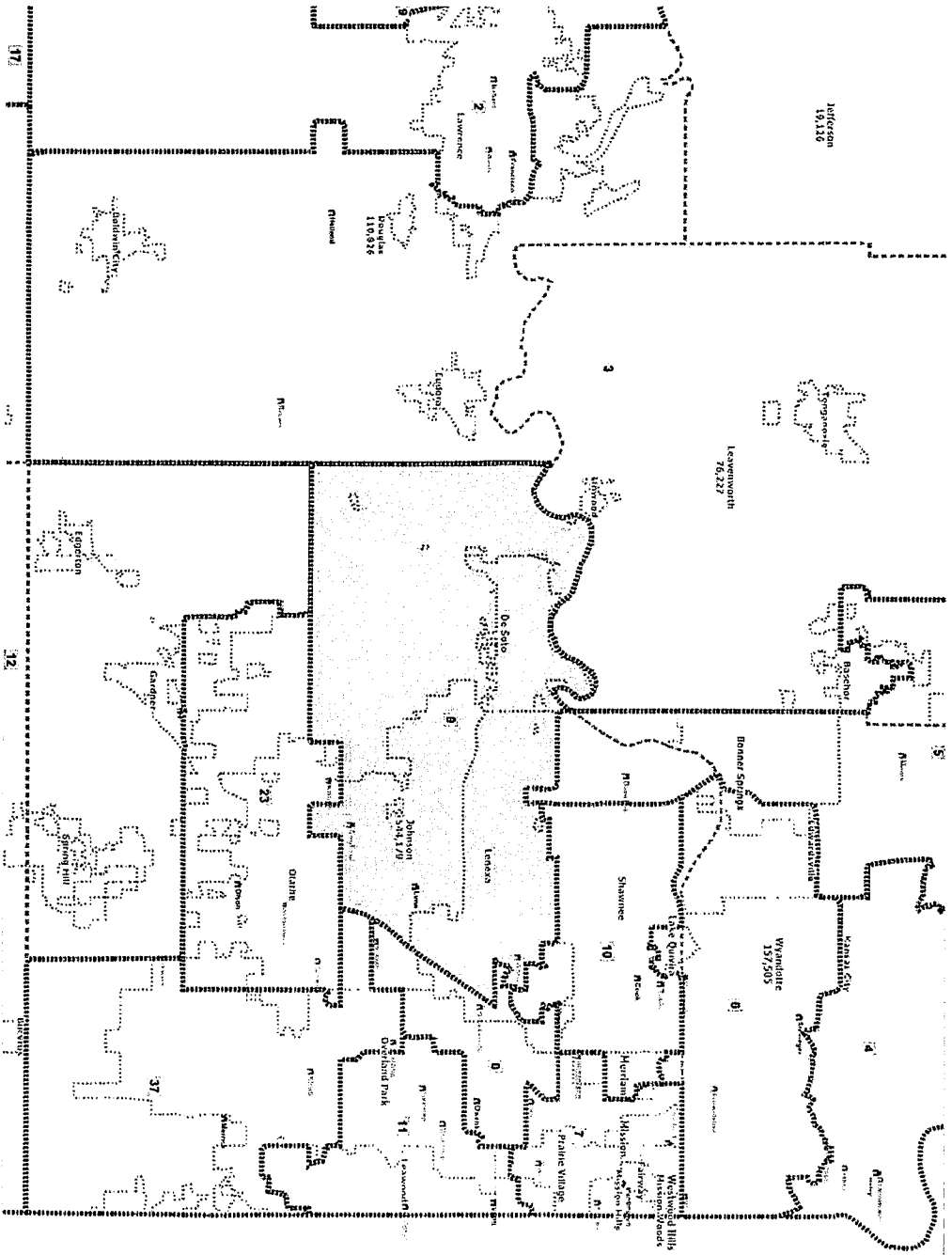
Save Our State - Shawnee County Area



# Save Our State - Sedgwick County Area



# Save Our State - Johnson County Area



## Save Our State - District Data

District	Population	Ideal Value	Deviation	% Deviation
01	68484	71,328	-2,844	-3.99%
02	71484	71,328	156	0.22%
03	72915	71,328	1,587	2.22%
04	72116	71,328	788	1.1%
05	73802	71,328	2,474	3.47%
06	71600	71,328	272	0.38%
07	74694	71,328	3,366	4.72%
08	74059	71,328	2,731	3.83%
09	74832	71,328	3,504	4.91%
10	74596	71,328	3,268	4.58%
11	74427	71,328	3,099	4.34%
12	71644	71,328	316	0.44%
13	74207	71,328	2,879	4.04%
14	67821	71,328	-3,507	-4.92%
15	67879	71,328	-3,449	-4.84%
16	69316	71,328	-2,012	-2.82%
17	69520	71,328	-1,808	-2.53%
18	69027	71,328	-2,301	-3.23%
19	68680	71,328	-2,648	-3.71%
20	68385	71,328	-2,943	-4.13%
21	71411	71,328	83	0.12%
22	73019	71,328	1,691	2.37%
23	73557	71,328	2,229	3.13%
24	68712	71,328	-2,616	-3.67%
25	71315	71,328	-13	-0.02%
26	71030	71,328	-298	-0.42%
27	71136	71,328	-192	-0.27%
28	70025	71,328	-1,303	-1.83%
29	71216	71,328	-112	-0.16%
30	72210	71,328	882	1.24%
31	74866	71,328	3,538	4.96%
32	68490	71,328	-2,838	-3.98%
33	71161	71,328	-167	-0.23%
34	70347	71,328	-981	-1.38%
35	70453	71,328	-875	-1.23%
36	69334	71,328	-1,994	-2.8%
37	74398	71,328	3,070	4.3%
38	71487	71,328	159	0.22%
39	71368	71,328	40	0.06%
40	68095	71,328	-3,233	-4.53%