

Kansas Statehouse Site Master Plan Update
100% Design Review
11-19-2013

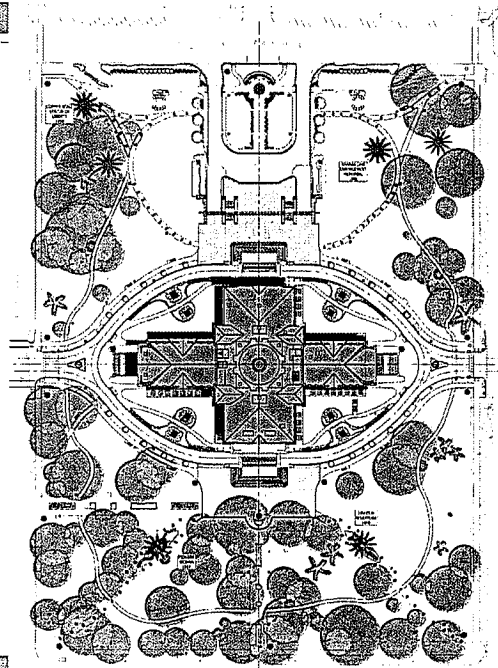


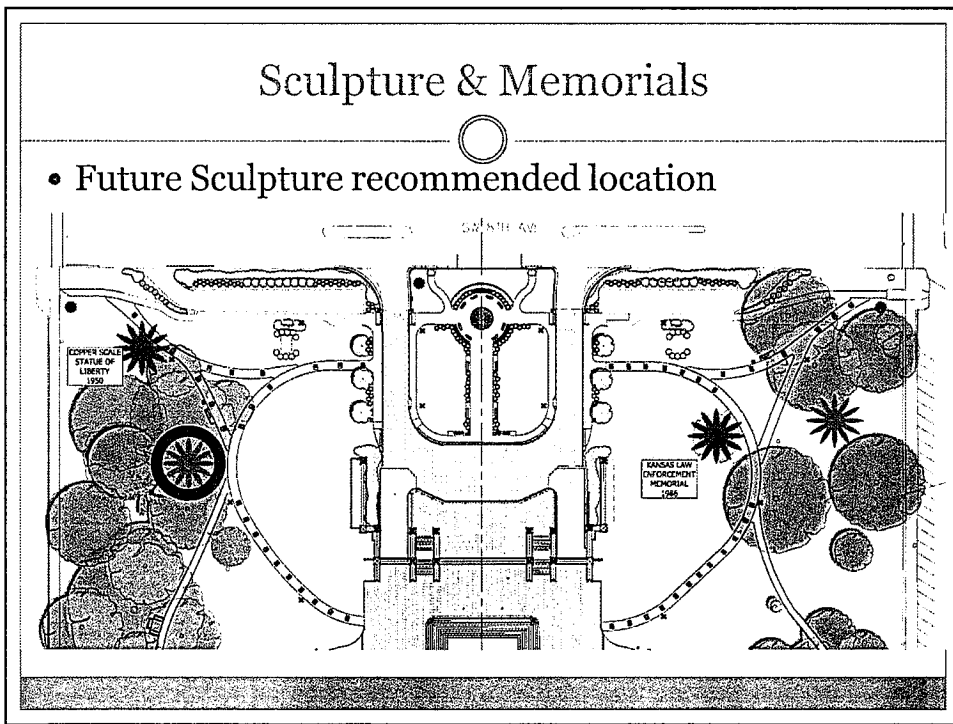
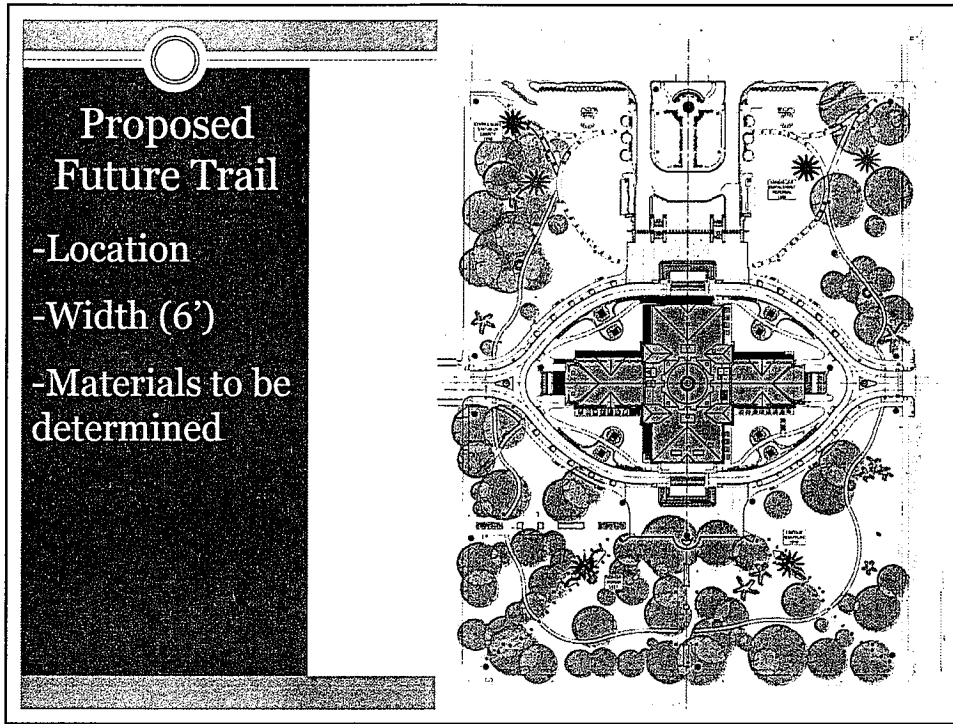
CAPITOL PRESERVATION SUB-COMMITTEE
BARTLETT & WEST
TREANOR ARCHITECTS



Master Plan
Concept



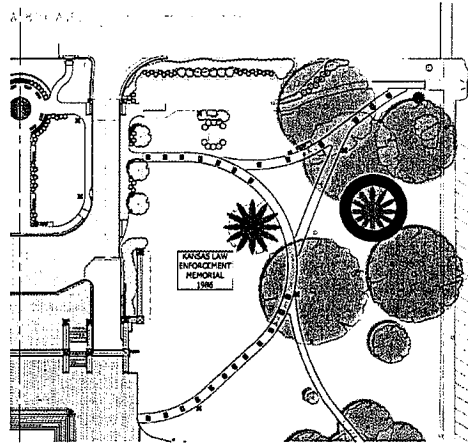
- Proposed Trail and realigned sidewalks
- Future sculpture and Fire Fighters Memorial
- Proposed location for water features
- Seating clusters and bench areas
- Walk of Honor
- Lollipop trees
- Garden Areas
- Barrier Arms





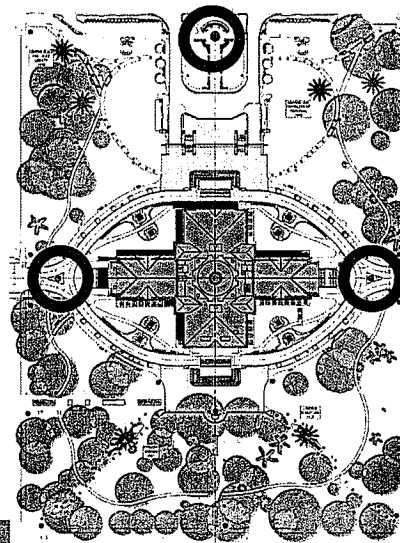
Sculpture & Memorials

- Firefighter's Memorial recommended location



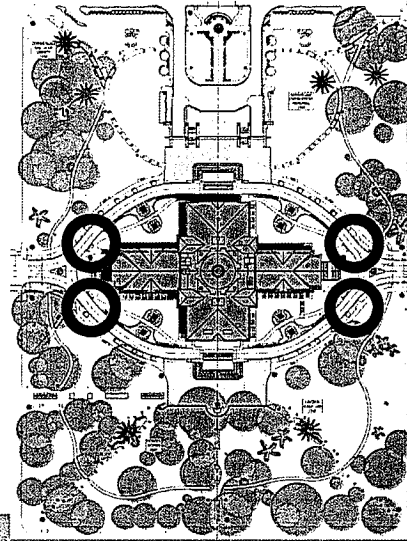
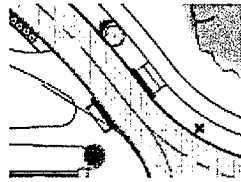

Water Features

- Water Features Future Enhancement
- Temporary Tulip Garden in north water feature location
- Tulips in East & West Entry Islands



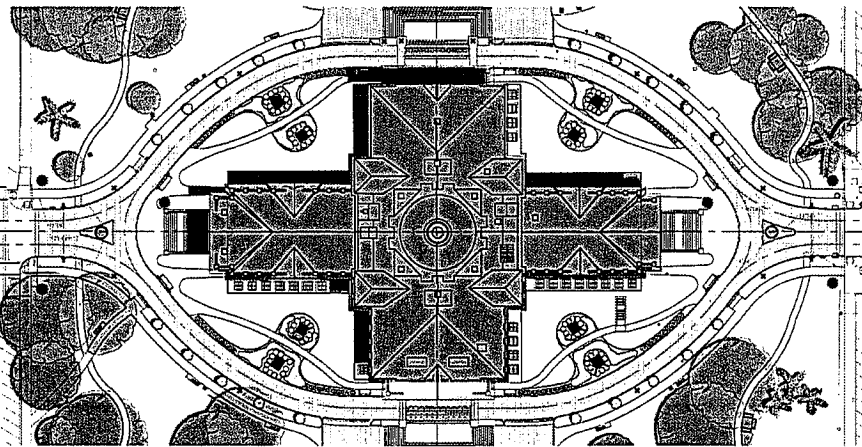
Site Elements - Bollards

- Historic decorative Bollard Locations



Landscaping: Lollipop Trees & Memorial Gardens

- Lollipop Trees & Garden Areas



Lollipop Trees



- **Coralburst Crabapple**


15' height. Rose flowers. Bronze Fruit. Requires some pruning to maintain shape. Top grafted on a 4' standard. Slow growing and forms a dense symmetrically rounded crown. Full Sun to Part Shade. Better disease resistance.



Garden Areas


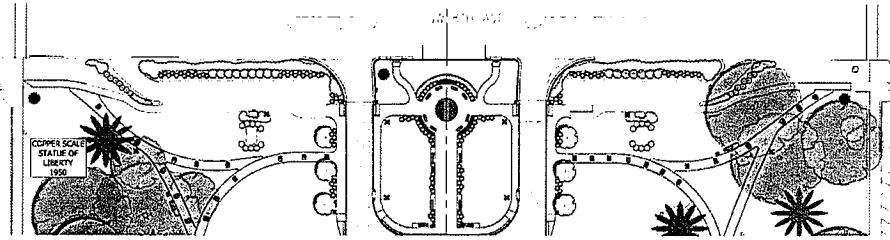


- Garden Areas to include low water use perennials and grasses.



North Landscaping Concept

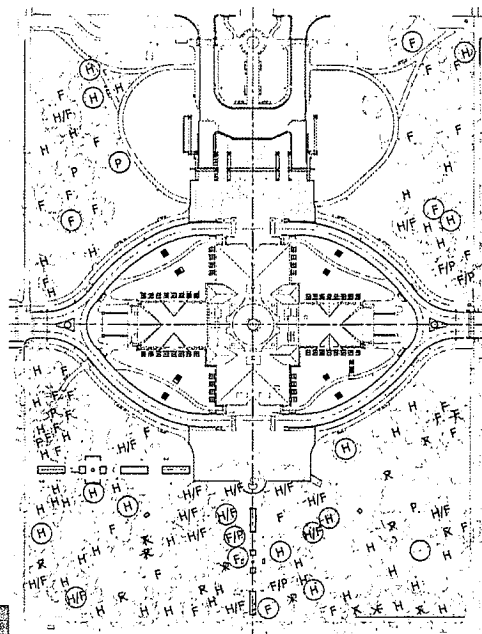
- Bench Locations
- Shrub & Perennial Types




Existing Vegetation - Trees

- **Recommending 14 trees** to be removed due to poor health or to improve adjacent tree health with removal.
- Not recommending removal of memorial trees at this time
- Used combination of OFPM inventory and Bartlett & West inventory to determine plant health.

LEGEND	
H	= HEALTHY
F	= FAIR (SOME DIE-BACK OR POOR STRUCTURE)
P	= POOR (TREE IS UNHEALTHY AND SHOULD BE CONSIDERED FOR REMOVAL)
○	= MEMORIAL TREE
×	= TREE RECOMMENDED FOR REMOVAL




Existing Vegetation- Planting Beds



Existing Vegetation- Planting Beds

- **Recommending** all rock walls, stones, non-permanent design elements such as water features be removed from existing planting beds.
- Refurbish existing planting beds if needed, by providing annuals, each year or planting perennials.



Perennials Shade:
 Flowering Coral Bells
 Woodland Phlox
 Hardy Geranium
 Blue & Gold Spiderwort
 Hosta
 Pachysandra
 Ajuga
 Vinca
 Columbine

Perennials Sun:
 Purple Cone Flower,
 Coreopsis
 Black Eyed Susan
 Catmint
 Red Autumn Sage
 May Night Salvia
 Creeping Phlox
 Missouri Primrose
 Autumn Joy Sedum
 Plumbago
 Daylily
 Lamb's Ear
 Yarrow
 Balloon Flower
 Verbena
 Hyssop
 Russian sage
 Groundcover rose such as Drift Roses

Annuals Shade:
 Begonia
 Impatiens
 Coleus
 Caladium
 Polka dot plant
 Swedish Ivy
 Wishbone flower

Annuals Sun:
 Angelonia
 Floss Flower
 Celosia
 Catharanthus
 Gaillardia
 Geranium
 Lantana
 Petunia
 Moss Rose
 Snapdragon
 Zinnia
 Sweet Potato
 Calibarchoa
 Melampodium
 Verbena

Spring Bulbs:
 Tulips
 Hyacinth
 Daffodill
 Anemone
 Allium
 Crocus
 Iris

Site Elements and Amenities

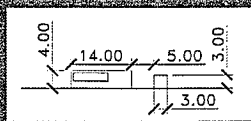
- Benches
- Trash Cans
- Signage

Benches

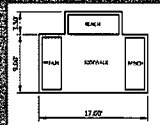
- Conversation cluster locations
- Single bench locations
- ADA companion spaces
- Replace all existing benches with new benches



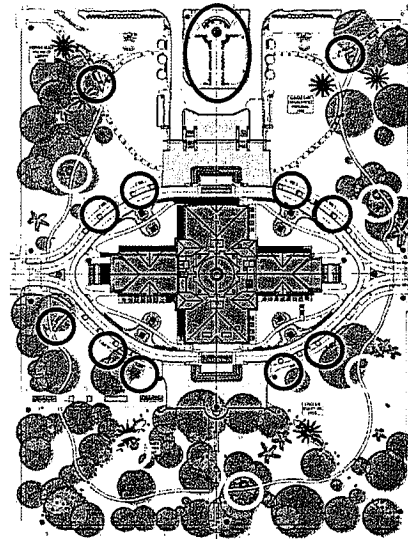
8' Length Barco Georgetown Recycled Plastic Benches
6' Length Barco Georgetown Recycled Plastic Benches in fountain plaza



Typical Single Bench

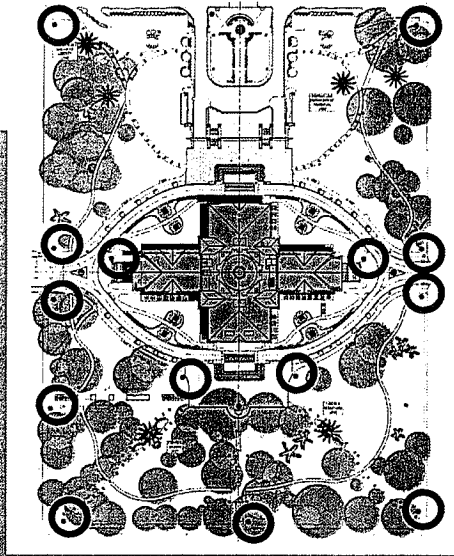



Conversation Cluster



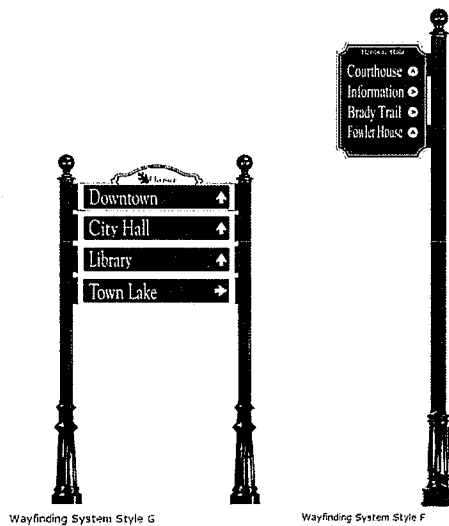
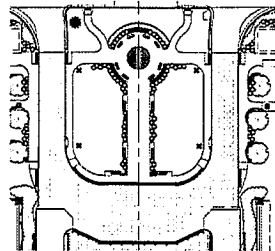
Wayfinding Signage

- Visitor Entrance Wayfinding Signage
- Signage: Brandon Industries




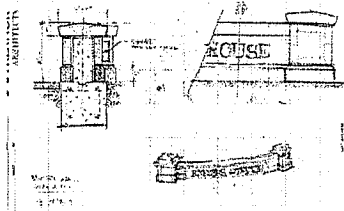

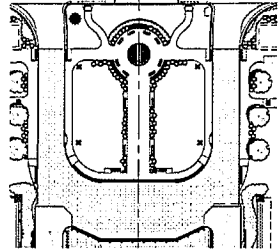
Vehicular Signage

- Wayfinding
- Stop-sign
- One-way signs
- Do-not enter sign
- No parking signs
- Fire-lane signs



Vehicular scale signage

Monument Sign



Site Lighting

