

KanCare Executive Summary



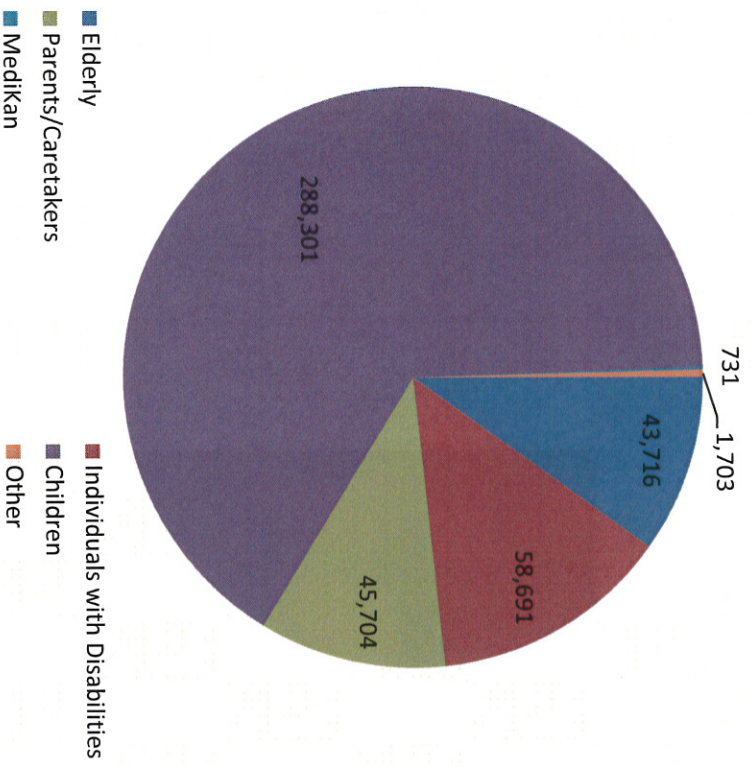
Report date: 11.18.16



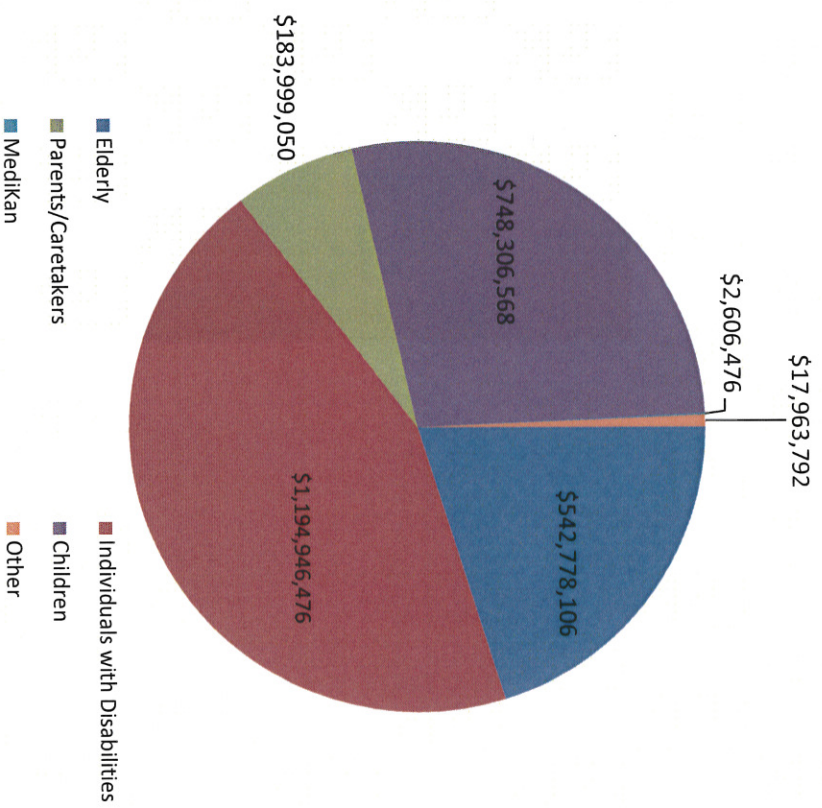
Medicaid/CHIP Member Eligibility and Expenditures

Jan-Sept CY 2016

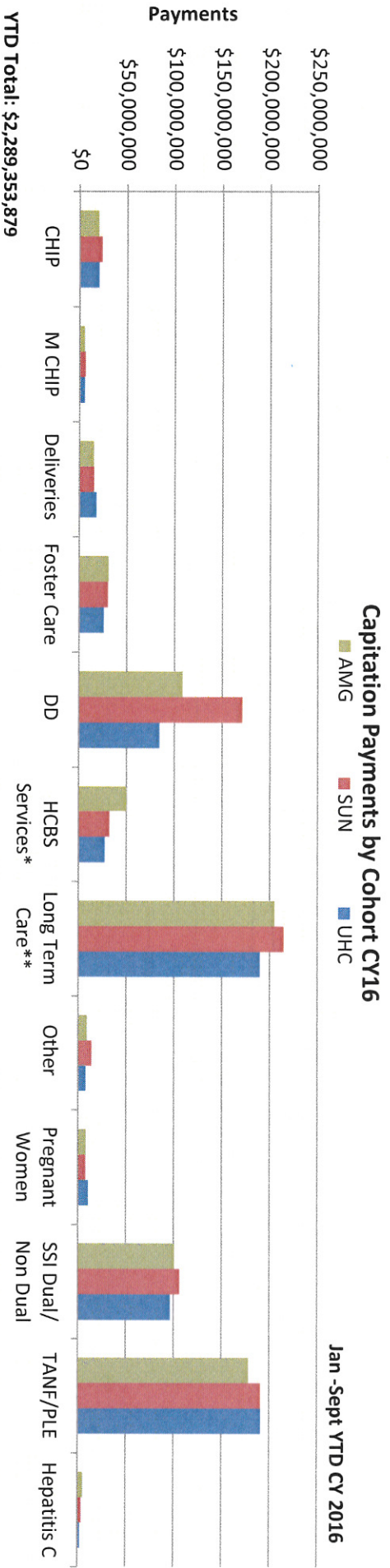
Eligibility Composition



Expenditure Composition

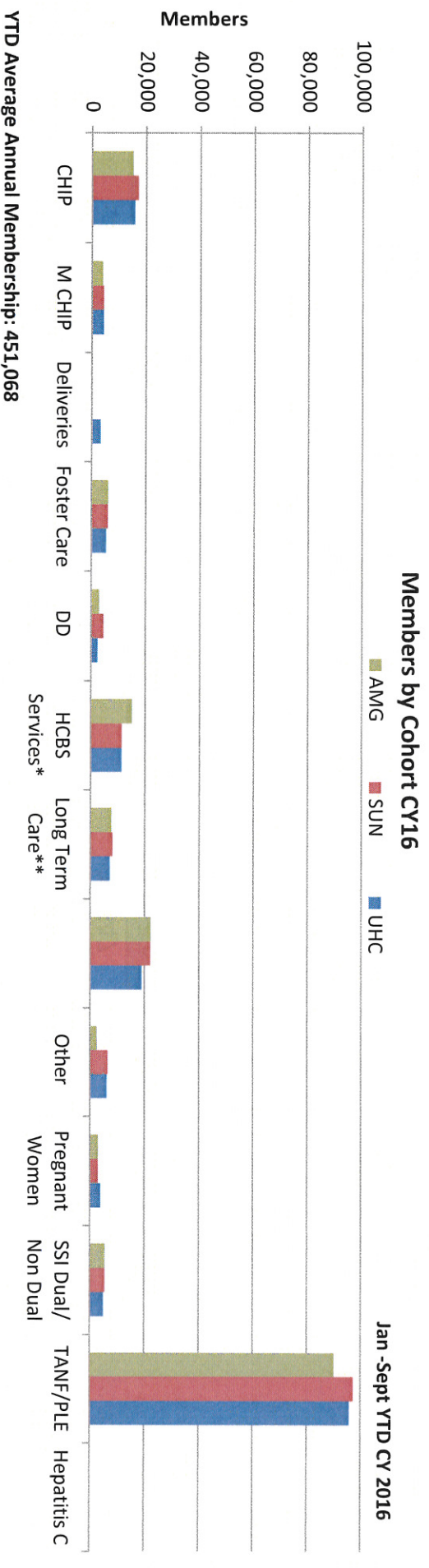


KanCare Executive Financial Summary CY16



*HCBS Services includes Autism, Severe Emotional Disturbance, Technology Assisted, and Traumatic Brain Injury

**Long Term Care includes Nursing Facilities, Money Follows the Person Frail Elderly and Physically Disabled, and the Physically Disabled and Frail Elderly Waivers



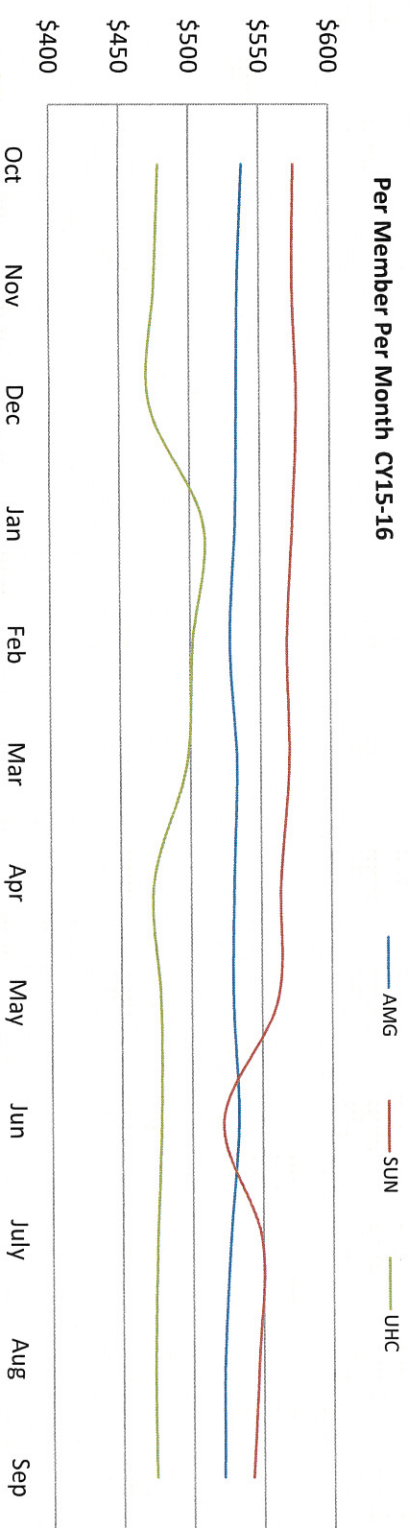
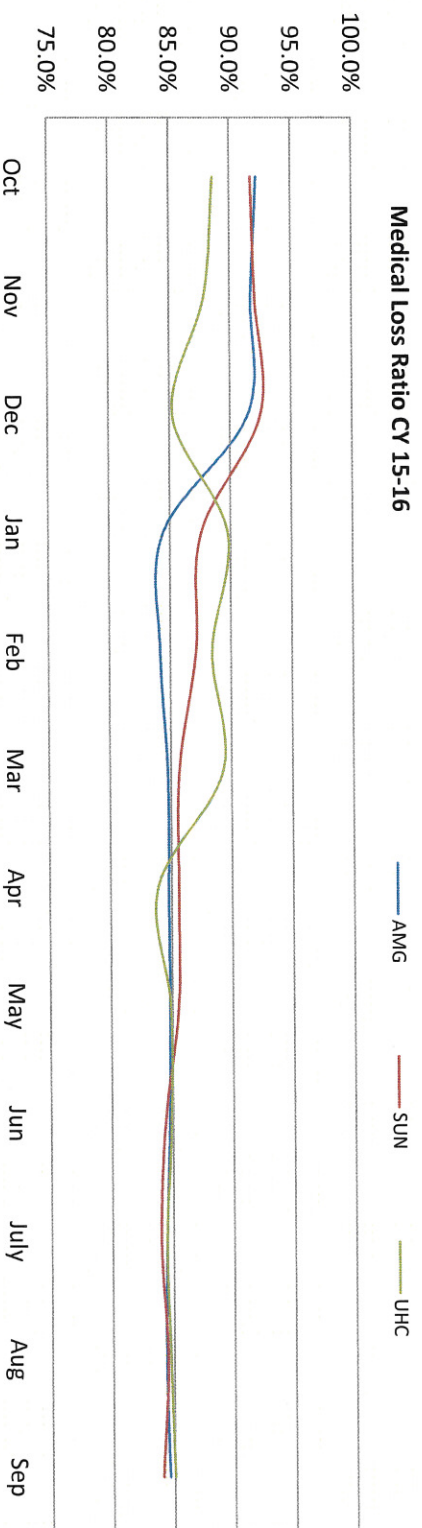
*HCBS Services includes Autism, Severe Emotional Disturbance, Technology Assisted, and Traumatic Brain Injury

**Long Term Care includes Nursing Facilities, Money Follows the Person Frail Elderly and Physically Disabled, and the Physically Disabled and Frail Elderly Waivers

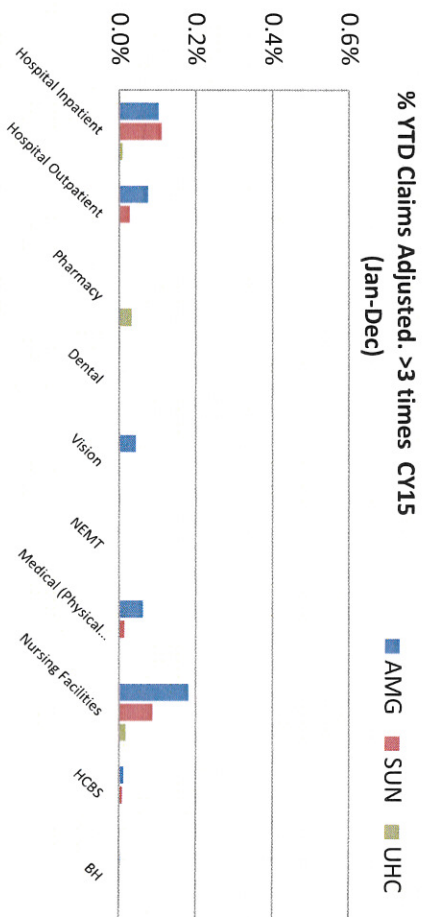
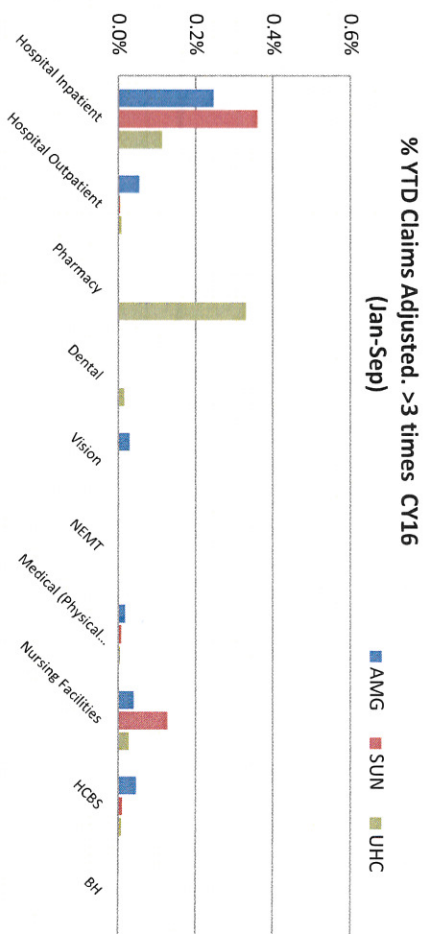
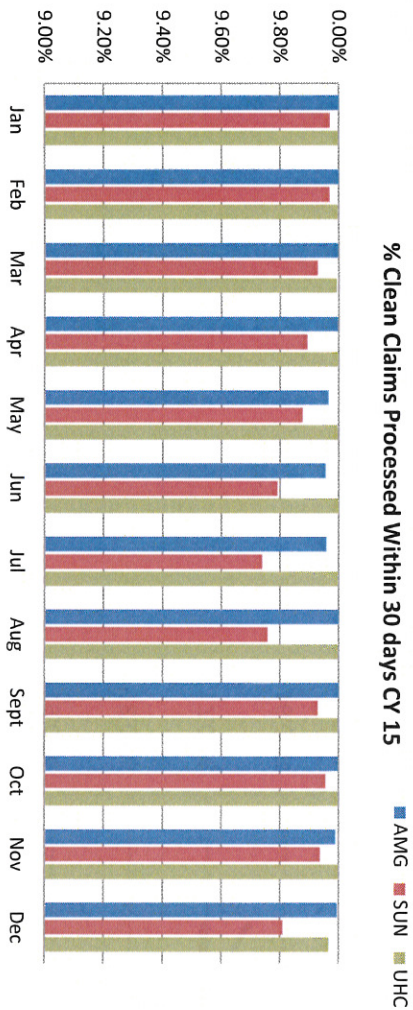
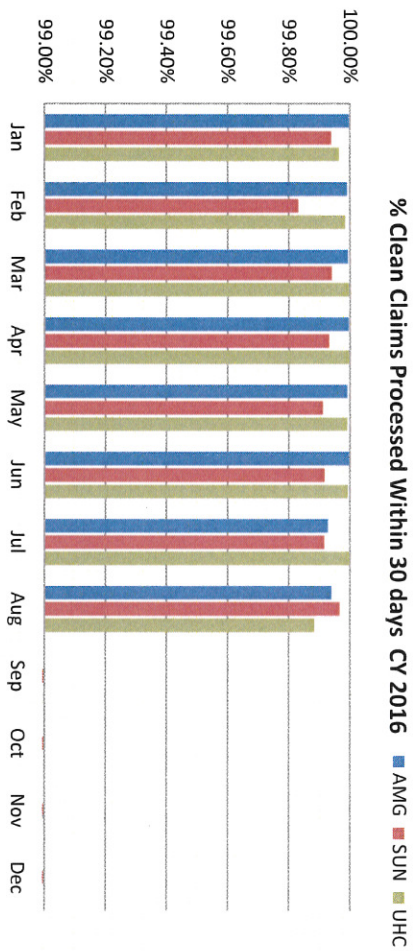
Provider Network – (next quarter due 1-31-17)

	# of Unique Providers			
	12/31/15	3/31/16	6/30/16	9/30/16
KanCare MCO	13,652	15,802	16,410	16,623
Amerigroup	19,914	20,389	20,647	20,734
Sunflower	14,833	21,290	22,133	24,321
United				

Financial Trends



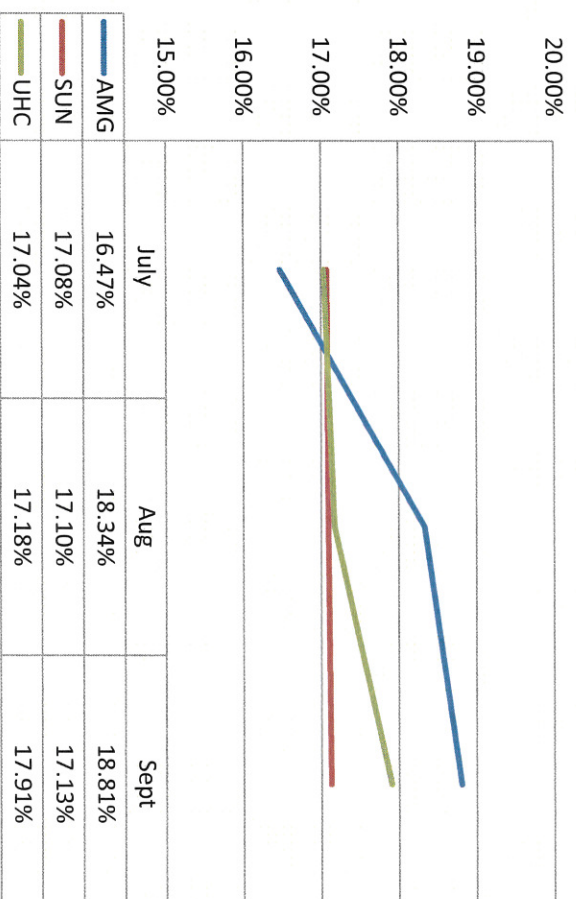
Claims



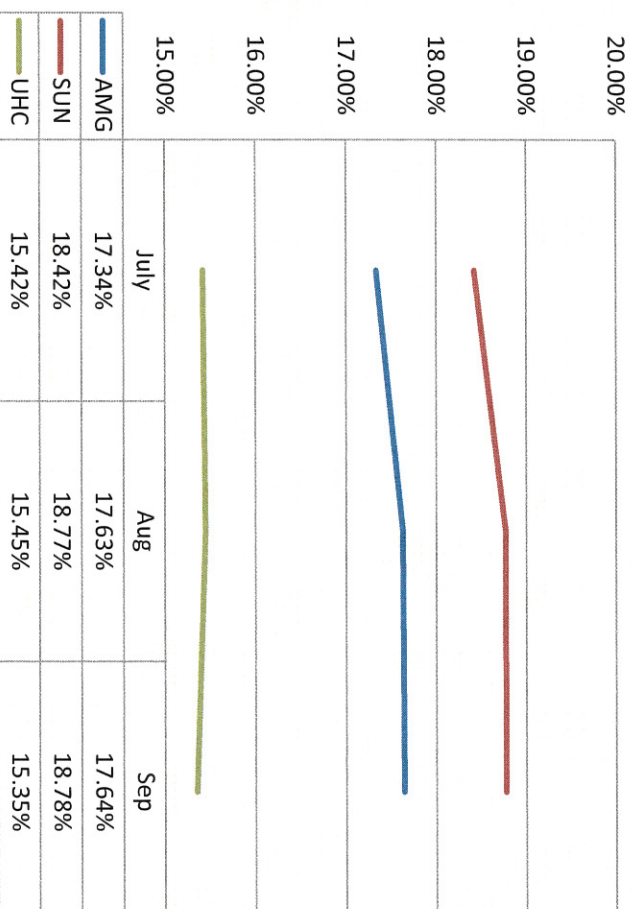
Denied Claims

quarter to quarter comparison

% Denied Claims by Month Q3 2015



% Denied Claims by Month Q3 2016



Value Added Services

(Value Added Services Used By KanCare Members: January - September 2016)

Amerigroup	Members YTD	Total Units YTD	Total Value YTD	Sunflower	Members YTD	Total Units YTD	Total Value YTD	United	Members YTD	Total Units YTD	Total Value YTD
Adult Dental Care	1,110	3,103	\$373,303	CentAccount debit card	77,240	97,586	\$1,742,837	Baby Blocks Program and Rewards	860	860	\$103,200
Member Incentive Program	6,484	10,856	\$229,765	Dental visits for adults	55,365	63,475	\$1,269,500	Adult Dental Services	1,779	1,779	\$88,740
Mail Order OTC	7,459	8,612	\$151,461	Smoking cessation program	2,686	7,394	\$243,499	Rewards for Preventive Visits & Health Actions	12,068	12,068	\$84,311
Healthy Families Program	98	98	\$56,250	Start Smart	299	299	\$71,760	Adult Briefs	644	644	\$69,855
Member Transportation to Community Locations	128	847	\$28,400	Disease and Healthy Living Coaching	2,316	2,316	\$65,195	Additional Vision Services	859	894	\$49,919
Pest Control	161	166	\$21,675	In-home caregiver support/ additional respite	15,707	15,707	\$40,996	Membership to Youth Organizations*	722	722	\$36,100
Smoking Cessation Program	87	128	\$13,989	SafeLink®/Connections Plus cell phones	68	5,822	\$18,922	Home Helper Catalog Supplies	1,166	1,166	\$35,991
Additional Respite Care for DD Waiver Population	14	580	\$12,494	Lodging for specialty and inpatient care	220	220	\$10,523	Additional Podiatry Visits	182	182	\$27,753
Hypoallergenic Bedding	32	32	\$3,166	Community Programs for Healthy Children: Boys & Girls Clubs	49	101	\$8,181	Weight Watchers - Free Classes	152	152	\$18,088
Weight Watcher Vouchers	55	55	\$2,028	Hospital companion	489	489	\$7,335	Adult Dentures	13	13	\$12,766
				Meals for specialty and inpatient care	16	1,708	\$5,551	Medications Calendar	1,680	1,680	\$6,637
								Pest Control	21	21	\$4,725
								Follow-Up After Behavioral Health Hospitalization - \$25 Reward	34	34	\$850
								A is for Asthma	819	819	\$410
								Sesame Street - Food For Thought	8	8	\$280
2016 YTD Grand Total	19,088	28,058	\$892,531	2016 YTD Grand Total	77,240	97,586	\$1,742,837	2016 YTD Grand Total	21,008	21,043	\$539,674
2016 KanCare Totals	117,336	146,687	\$3,175,042								

Summary of In Lieu Of Services Used By KanCare Members

(January-September 2016)

Amerigroup	Members	Value of Services Avoided	Sunflower	Members	Value of Services Avoided	United	Members	Value of Services Avoided
Additional Medicaid covered services, beyond existing limitations, including personal care services, sleep cycle support, home modifications, equipment and assisted services ... In lieu of members needing to be admitted to an acute care hospital or nursing facility	11	\$232,011	Additional personal care services, beyond existing waiver limitations ... in lieu of members needing to be admitted to a nursing facility	155	\$486,200	Additional personal care services, beyond existing waiver limitation, sleep cycle support, and home delivered meals ... in lieu of members needing to be admitted to a nursing facility	266	\$137,706
Non-Covered services including private nurse, PET scans, CPAP equipment and sleep cycle support in lieu of members needing to access ICU, acute hospital, or nursing facility services	334	\$1,988,749	Non-Covered services covering a wide range of equipment, orthotics, testing, physician services and outpatient surgery in lieu of members needing to access acute hospital, home health, or more intensive physical or behavioral health services	89	\$233,200	Non-Covered services Sleep studies, testing, and home health in lieu of members needing to access to acute hospital, or nursing facility services	60	\$262,000
Totals	345	\$2,220,760	Totals	244	\$719,400	Totals	326	\$399,706
KANCARE TOTAL		(Jan-Sept 2016)						
Members	915							
Value of Services Avoided	\$3,339,866							

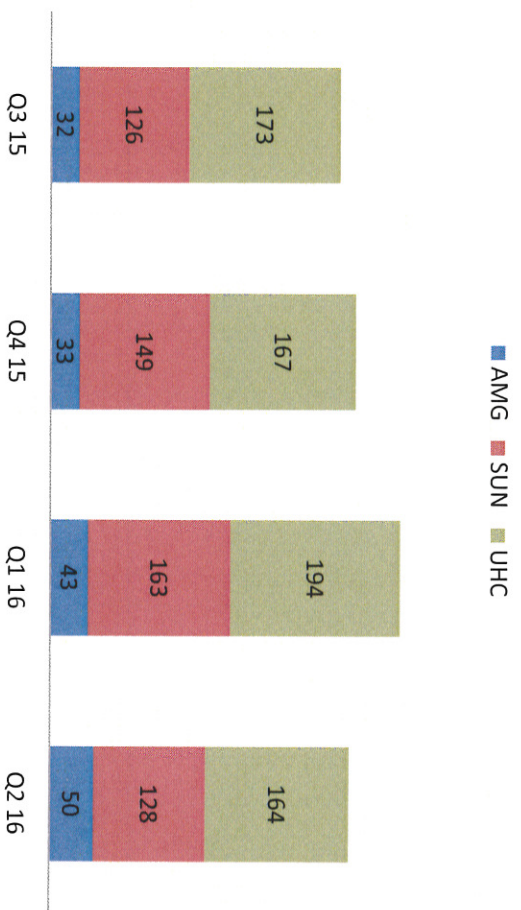
Member Reporting

(next quarter due Jan 3 1st)

Member Grievances 2015-16



Member Appeals 2015-16



State Fair Hearings 2016

(Q2 Member Only)

