

Kansas State Board of Healing Arts

House Education Budget Subcommittee

February, 2012

Kathleen Selzler Lippert, Executive Director

Who we are... What we do

The Kansas State Board of Healing Arts is governed by a 15 member board. Each member is appointed by the Governor. The Board is comprised of 12 health care providers and three members who represent the public. The Board's mission is to, "***Safeguard the public through licensure, education, and discipline of those who practice the healing arts in Kansas.***"

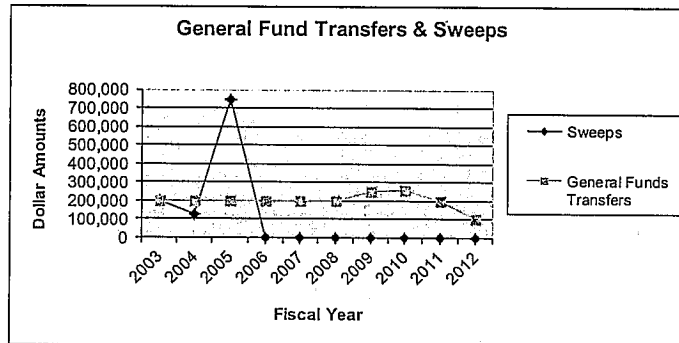
The Board is supported by a staff of 45 employees. The staff is responsible for the licensing, legislation, investigations, and legal actions regarding health care professionals.

Currently, the Board and its' staff regulate more than 23,000 health care professionals in 14 various categories. The statistics are as follows:

Medical Doctors (9761)	Chiropractic Doctors (1224)
Osteopathic Doctors (1104)	Podiatric Doctors (137)
Physician Assistants (965)	Respiratory Therapists (1874)
Physical Therapists (2282)	Physical Therapist Assistants (1360)
Occupational Therapists (1455)	Occupational Therapist Assistants (427)
Athletic Trainers (422)	Naturopathic Doctors (22)
Radiologic Technologists (3210)	Contact Lens Distributors (6)

General Fund Transfers and Sweeps

- From 2003 through 1/1/2012, **\$3,086,577** has been provided to the State in General Funds Transfers and Sweeps by KSBHA.



Budget Shortfalls Post 2005 Sweeps

- Due to the \$750,000 sweep in FY 2005, KSBHA was required to borrow \$200,000 in FY 2006 in order to cover operating expenses. These funds were returned in June of FY 2006.
- Furthermore, KSBHA was required to borrow \$100,000 in April of FY 2007 in order to cover operating expenses. Again, these funds were returned in June of FY 2007.
- KSBHA raised license fees for several professions in 2007 and 2009 to address cash flow issues that developed following sweeps.
- Due to cash flow fluctuations brought on by licensing fee renewal periods, KSBHA must begin each fiscal year with one-half of our annual appropriation in order to sustain itself for the full 12 month period.

FY 2012 and FY 2013 Requests

	FY 2012 Estimates	FY 2013 Estimates
Total Receivables	\$4,472,995	\$4,557,108
State General Fund Transfer	\$100,000	\$100,000
Available to Agency	\$4,372,995	\$4,457,108
FY Request	\$4,200,568	\$4,321,859
FY Budget	\$4,131,924	\$4,223,509

FY 2012 and FY 2013 Budget Request & Recommendations

	KSBHA Request	DOB/Governor's Recommendations
FY 2012 Budget:		
Base Budget	\$4.1 million	\$4.1 million
Staffing	Retain current FTE level	Retain current FTE level
Budget Neutral Enhancement	Move 1 FTE clerical position from unclassified to classified service to comply with KSA 65-2878(c)	No recommendation
FY 2013 Budget:		
Base Budget	\$4.2 million	\$4.2 million
Staffing	Retain current FTE level	Retain current FTE level
Adjustments	Concur with reduction for Medical Director Salary	Reduce Medical Director Contract (\$50,000)
	Concur with reduction in Office Supplies	Reduce Office Supplies Expenditures (\$5,000)
	Retain funds for Computer Equipment Replacement	Delay Computer Equipment Replacement (\$43,350)

KSBHA Investigations

Open Investigations

FY 2008	609
FY 2009	719
FY 2010	746
FY 2011	643
FY 2012*	310


Closed Investigations

FY 2008	478
FY 2009	739
FY 2010	729
FY 2011	642
FY 2012*	325

* FY 2012 is through 1/04/12

Aging of Current Investigations

- Aging of Active Investigations



Stats as of 1/5/2012

60 Days or Less	80
60-120 Days	98
120-270 Days	132
270-365 Days	73
1-2 Years	161
> 2 Years	68
Total Open Cases	612

KSBHA Cases to the Disciplinary Panel

- The number of completed investigative cases presented to the Disciplinary Panel for review and consideration were:


Year	Cases to DP	Filed	Closed	Total
2008	201	225	21	226
2009	441	202	111	313
2010	328	141	228	369

- The increased number of actions authorized in 2009 required litigation staff to focus time and resources on pending litigation cases.
- Trial schedule for just one attorney in 2011:
 - March trial – 5 day on multiple count Pt SOC involving 4 deaths
 - May trial – 4 day on 11 count SOC petition
 - June trial – 5 day on multiple count involving Pt death and neuro surgery
 - July trial – 5 day multiple count involving over prescribing
 - October trial – 5 day multiple count involving Pt death, failure to treat breast cancer and use experimental treatment

KSBHA Litigation Cases

- Aging of Open Litigation Cases


as of 1/17/2012



Less than 60 Days	17
60-120 Days	12
120-270 Days	19
270-365 Days	13
1-2 Years	28
More than 2 Years	42
Total Cases	131

KSBHA Closed Litigation Cases

- Comparison of the number of litigation cases closed from FY 2008-FY 2012*.



* Cases through 1/17/12

Thank you for your time & consideration

Presented by


Kansas

Kathleen Selzler Lippert

Executive Director

785.296.8561

klippert@ksbha.ks.gov