

Kansas Eligibility Enforcement System (KEES) Update for JCIT

Glen Yancey -- KEES Executive Director

5-13-13

KEES History - Significant events

2-2

- 2009 - KHPA awarded State Health Access Planning (SHAP) grant to implement modern eligibility system for means tested medical benefit programs.
 - Grant used to fund “K-MED” project. Grant discontinued 2011.
- April 2011 - CMS Announces 90/10 federal funding for Medicaid eligibility system implementation.
- July 1, 2011, the KHPA, the state’s Medicaid agency transitioned into the Kansas Department of Health and Environment (KDHE) as the Division of Health Care Finance (DHCF).
- August 10, 2011 - OMB Circular A-87 exception to cost allocation requirements announced-allows Human Services programs to benefit from enhanced funding.

KEES History - Significant Events

2-3

- August 29, 2011 - KDHE-DHCF executed a contract with Accenture, LLP. to implement K-MED
- August 30, 2011 - KDHE-DHCF expanded the scope of the contract with Accenture to include the Kansas Department of Social and Rehabilitative Services Avenues Project (now Department for Children and Families)
- August 30, 2011 - State of Kansas re-named the combined K-MED and Avenues project the Kansas Eligibility Enforcement System (KEES)
- July 27, 2012 – KEES Phase 1 Implemented.
 - _ Self Service portal for Medicaid Applications
 - _ Presumptive Eligibility Portal for Qualified Entities

KEES Self Service Portal

24



CUSTOMER SELF-SERVICE PORTAL

Sign Up

Forgot Password

Help

Message

Login to view messages

Information

- Contact Information
- System Information
- Recently Asked Questions
- How To Use This Site
- Give Us Your Feedback

QUICK SCREEN

For Eligibility



Check to see if you may be eligible for medical assistance.

APPLY

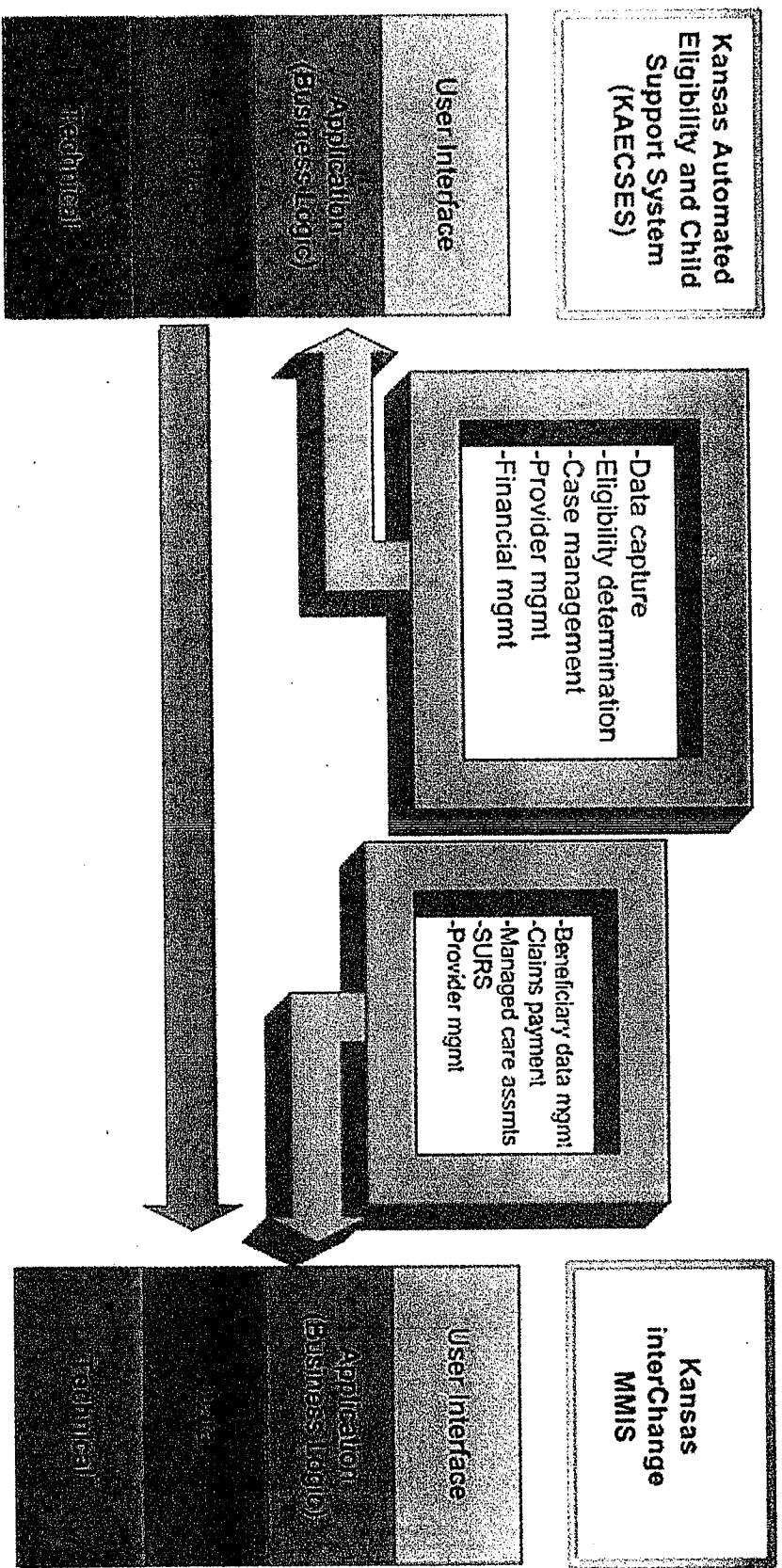
For Medical Assistance



Apply for medical assistance.

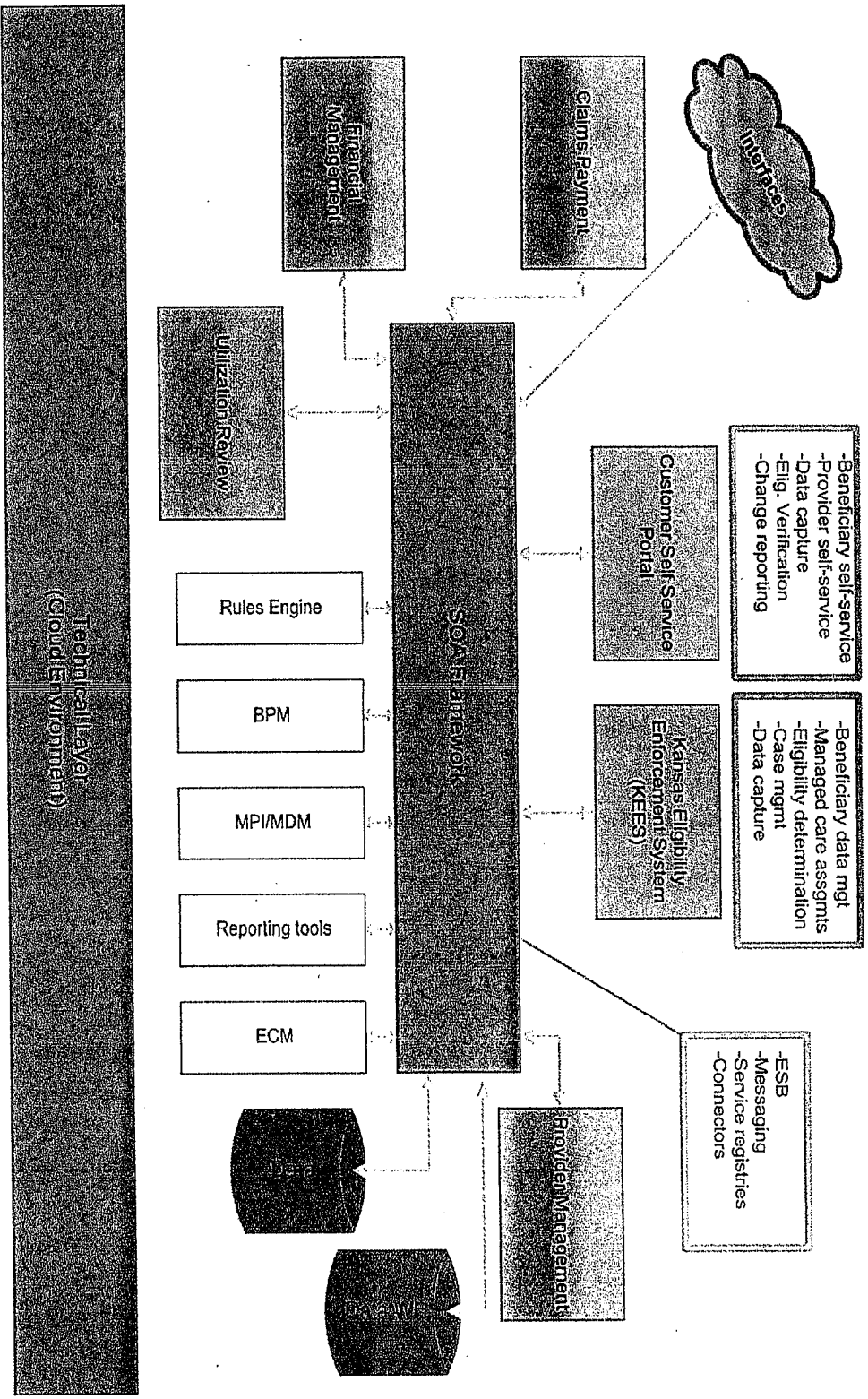
KEES – Phase II Vision

Current KS Medicaid Architecture



KEES – Phase II Vision

To Be KS Medicaid Architecture

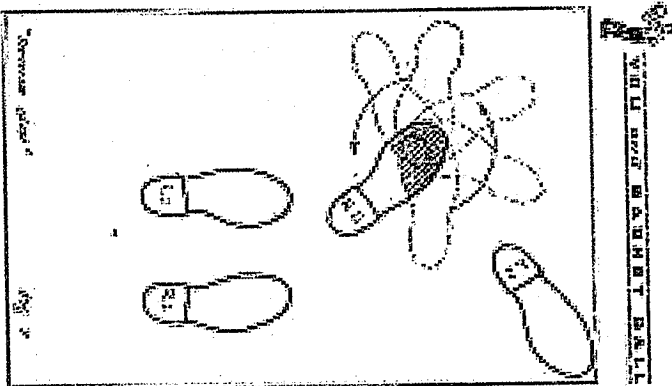


KEES Project Update

- August 2012 Phase 2 Design for Builds 1 thru 3 completed
- December 2012 Phase 2 Design for Builds 5 & 6 completed
- January 2013 – KEES Completes Federal Detailed Design Review
- January 2013 – CMS Announces proposed 21 page streamlined paper application
- January 2013 – CMS Announces delay in Business System Design (BSD) for Federally Facilitated Exchange(FFE)-renamed to Federally Facilitated Marketplace(FFM)
- February 2013 – KEES Executive Leadership defers Human Services program implementation to Phase 3 to mitigate risk of delayed guidance from CMS
- April 2013 – Single Project Leadership Structure Implemented for KEES Pivot

KEES Project Update - Pivot

- KEES Project is at a “Pivot Point”
 - Definition – The point on which something turns
- KEES Pivot from “Envisioning”
 - to- “Execution”
- Pivot into Two Domains
 - Technology Build-out
 - Organization Transition



KEES Project Update - IT Domain

2-9

- Phase II Design for Build 7 ends May 16, 2013
- Execution Phase
 - Build 5 - delivered to System Test May 2013
 - Build 6 - underway scheduled for release June 2013
 - Build 7 - scheduled for release July 2013
 - Training Plan completed for State-wide Training
 - DCF Training Facility Equipment Bill of Materials complete
 - Interface Testing - Wave 2 Federal Data Hub Connectivity Test – April-May 2013; Wave 3 Formal Testing with Federal Data Hub-June 2013
 - Legacy System - modifications underway
 - Enterprise Readiness Checklist completed
 - Cutover planning started
 - KEES System Security Monitoring - Statements of Work in process (CISO)
 - Mock Conversions – July 2013
 - DCF Document Conversion for KEES Enterprise Content Management System (ECM)
 - DCF Field Office equipment to support ECM
 - DCF Field Office Self-Service Stations

KEES Project Update Organization Domain

2-10

Phase II

- Organization alignment on 3 axes of Medical Program Impact
 - Fiscal Agent-MNIS
 - KanCare Clearinghouse
 - Medical Eligibility Determination
- Medical Policy Development
- MAGI Conversion Rules
- Functional Business Workflow Mapping
- Business Function Time Studies
- Pre-Conversion Data Gathering
- Change Discussion Guides

Phase III

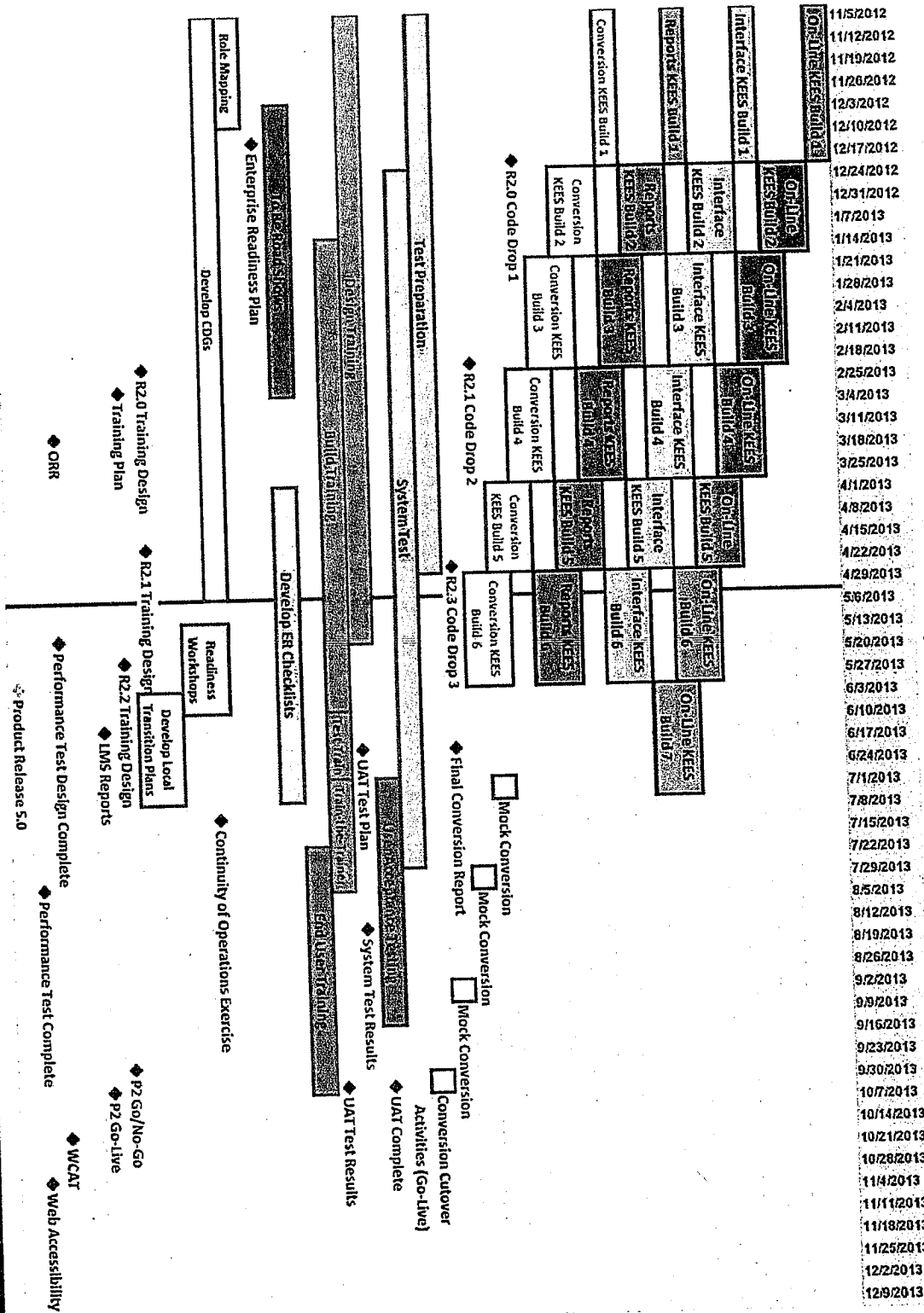
- Organization alignment for Human Service Programs
 - DCF Business Process Re-engineering complete
 - DCF Field Office BPR Rollout
 - DCF Enterprise Content Management Design

Draft IV&V Report-May 2013

1.1 Overall Project Health

- The overall project health (using Green, Yellow, Red color ratings) as of the data cutoff date, April 26th, 2013, is shown below for the areas of Project Scope, Schedule, Cost, Staffing, and Quality. These areas, with the exception of Quality, correspond to the areas reported in the KEES Project Leadership Report. IV&V felt it important to include the area of Quality to those currently being reported.
- **Scope: YELLOW**
- The design process has created numerous open Action Items - scope and designs are not yet settled. Areas of concern regarding incomplete design include: Second half of workflow, no-touch design, Federally Funded Exchange (late CMS changes), design work as a result of recent Change Requests (CR), conversions, interfaces, and open Detailed System Design (DSD) action items.
- **Schedule: RED**
- Design is still not complete. Build activities are on schedule (with the exception of interfaces) due to re-phasing. Downstream items such as testing, training, user documentation, and implementation activities are being impacted.
- **Cost: GREEN**
- The project is under budget, even with the anticipation of some additional Change Requests, and the KEES Accountant has developed more detailed financial reporting.
- **Staffing: YELLOW**
- The project has undergone re-structuring which has energized the entire team. The State needs to fill three PMO resource openings. There may be potential unintended impacts on project performance.
- **Quality: GREEN**
- The peer-review process implemented by Accenture has significantly improved the overall quality of code drops/builds including- code integration, configuration, environment setup, and/or application of standards.

KEES Project Update - Schedule

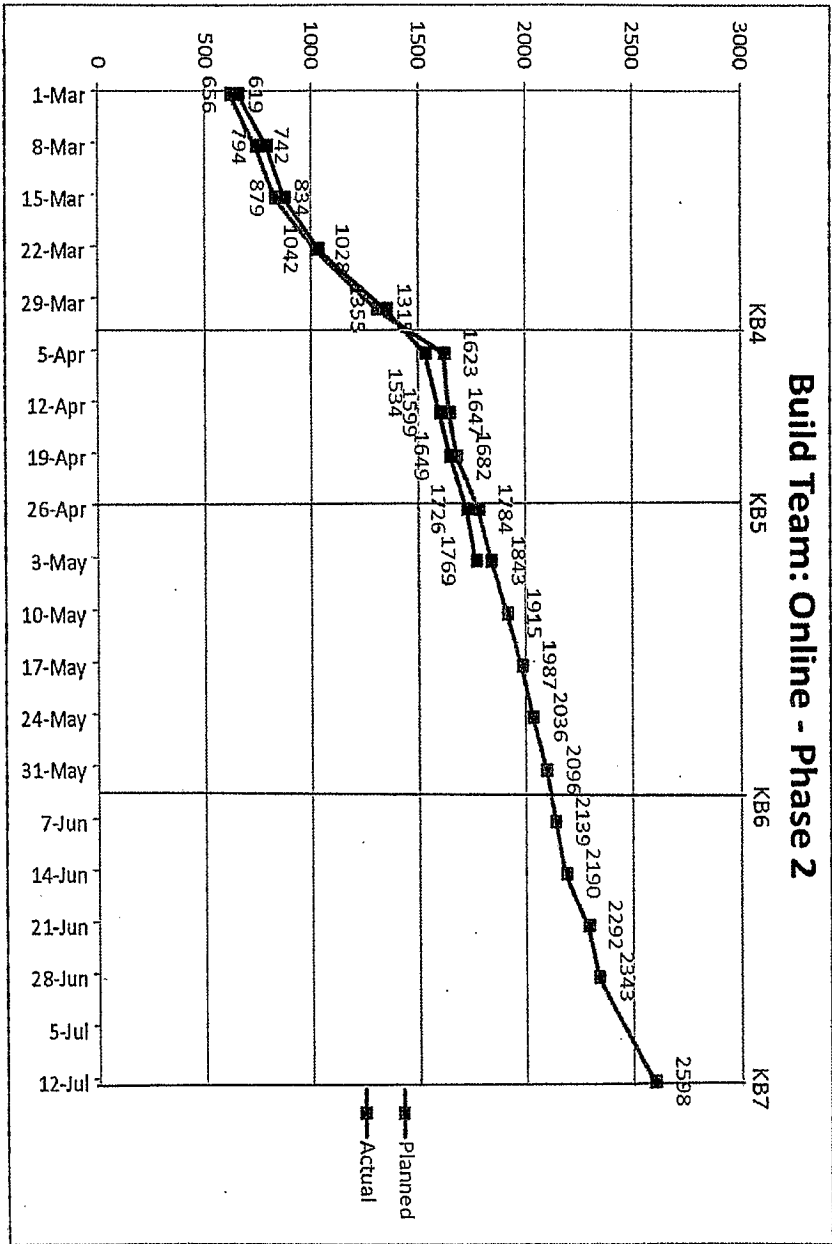


KEES Project Update Schedule

- KITO – Detailed Project Plan:
 - Moved from caution status (last JCIT testimony) to “green” status
- Schedule:
 - The build activities are on schedule.
 - Accenture has added new resources as needed to maintain build schedule
 - Training and Test have been impacted by design delays, however, teams are gaining clarity on the open items and are making good progress.
 - Accenture and KEES have added testing resources to gain ground
 - Corrective Actions Being Taken:
 - Continue to manage to revised plan and establish corrective actions regarding development activities as necessary.
 - Delayed Guidance from CMS continues to add risk to the KEES Implementation
 - FFM Application Data Exchange design being re-worked
 - Federal Data Hub - Formal Test Environment several development cycles “sprints” behind
- Cost: The KEES project is currently on budget

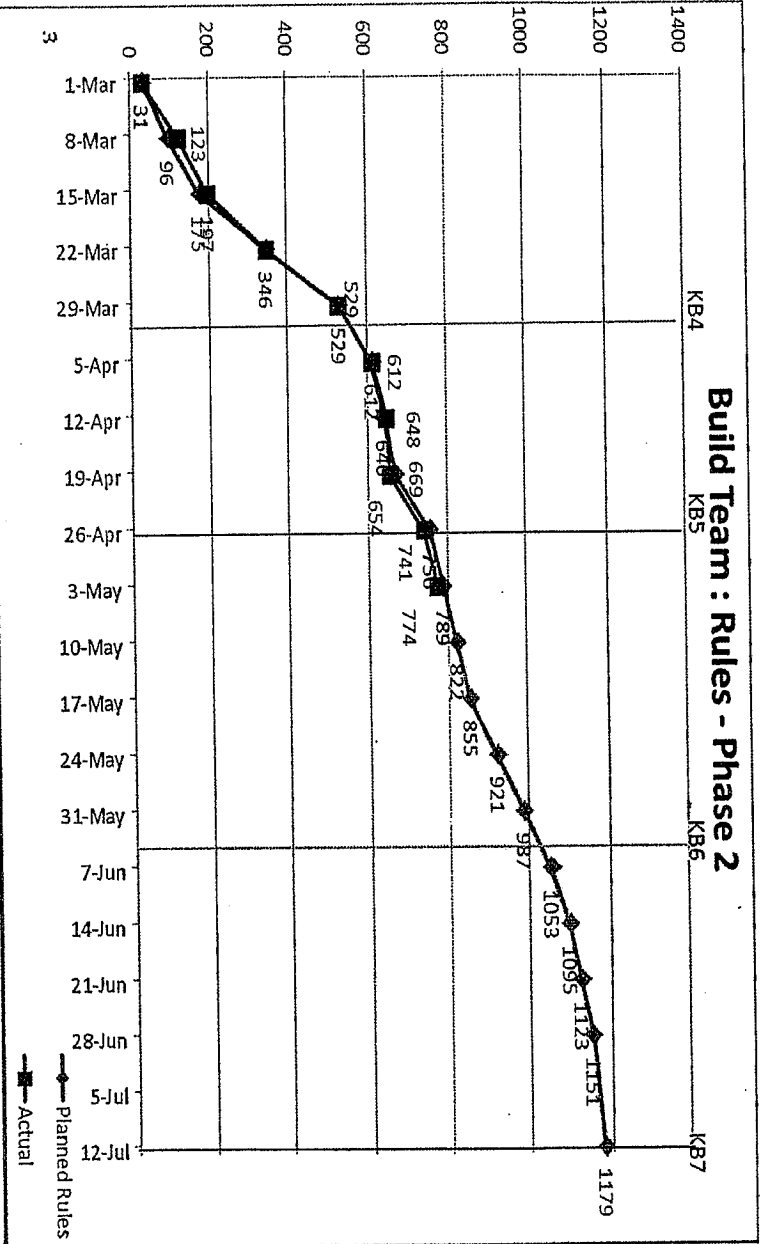
KEES Online Build Status

Build Team: Online - Phase 2



| Team | Widget Value | Earned Value | Planned Value | Schedule Performance Index (SPI) | Action Needed |
|--------|------------------------------|--------------|---------------|----------------------------------|---------------|
| Online | Online component build steps | 1769 | 1843 | 0.96 | |

KEES Rules Build Status

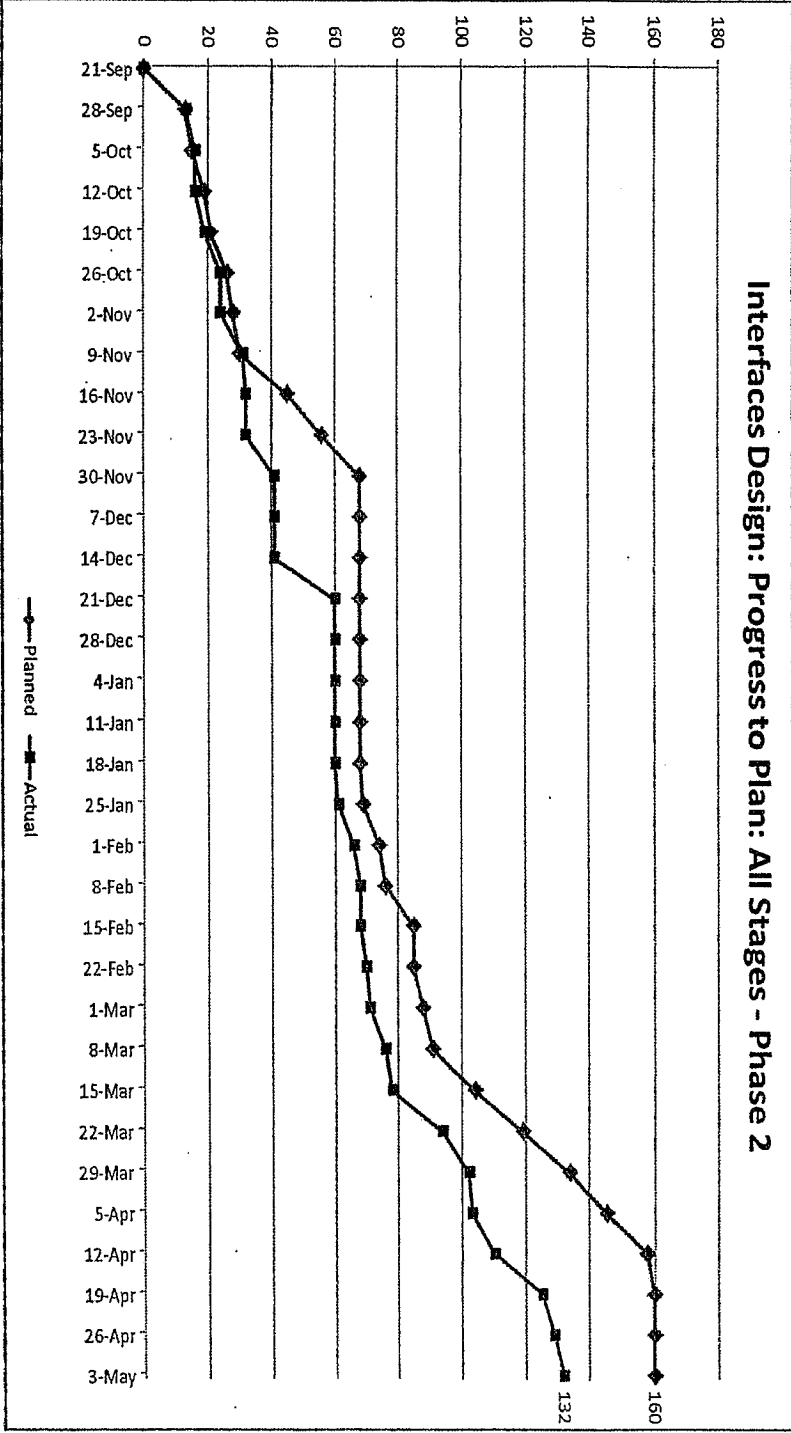


| Team | Widget Value | Earned Value | Planned Value | Schedule Performance Index (SPI) | Action Needed |
|-------|-----------------------------|--------------|---------------|----------------------------------|---------------|
| Rules | Rules component build steps | 774 | 789 | 0.98 | |


KEES Interface Design Status

2-16

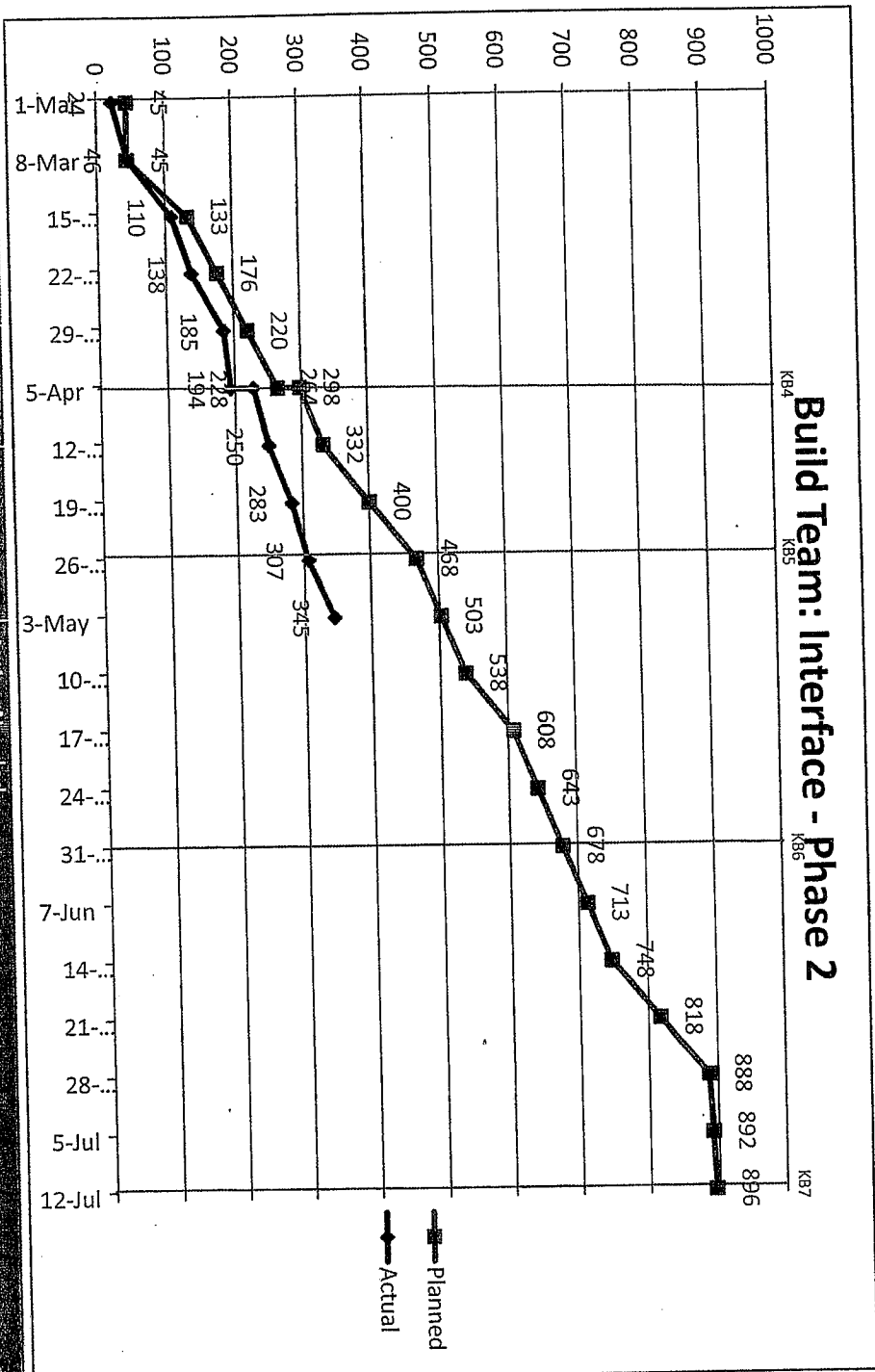
Interfaces Design: Progress to Plan: All Stages - Phase 2



| Team | Widget Value | Earned Value | Planned Value | Schedule Performance Index (SPI) | Action Needed |
|-----------|-------------------------------|--------------|---------------|----------------------------------|----------------------|
| Interface | Interface design stages count | 132 | 160 | 0.82 | Stable BSDs from CMS |



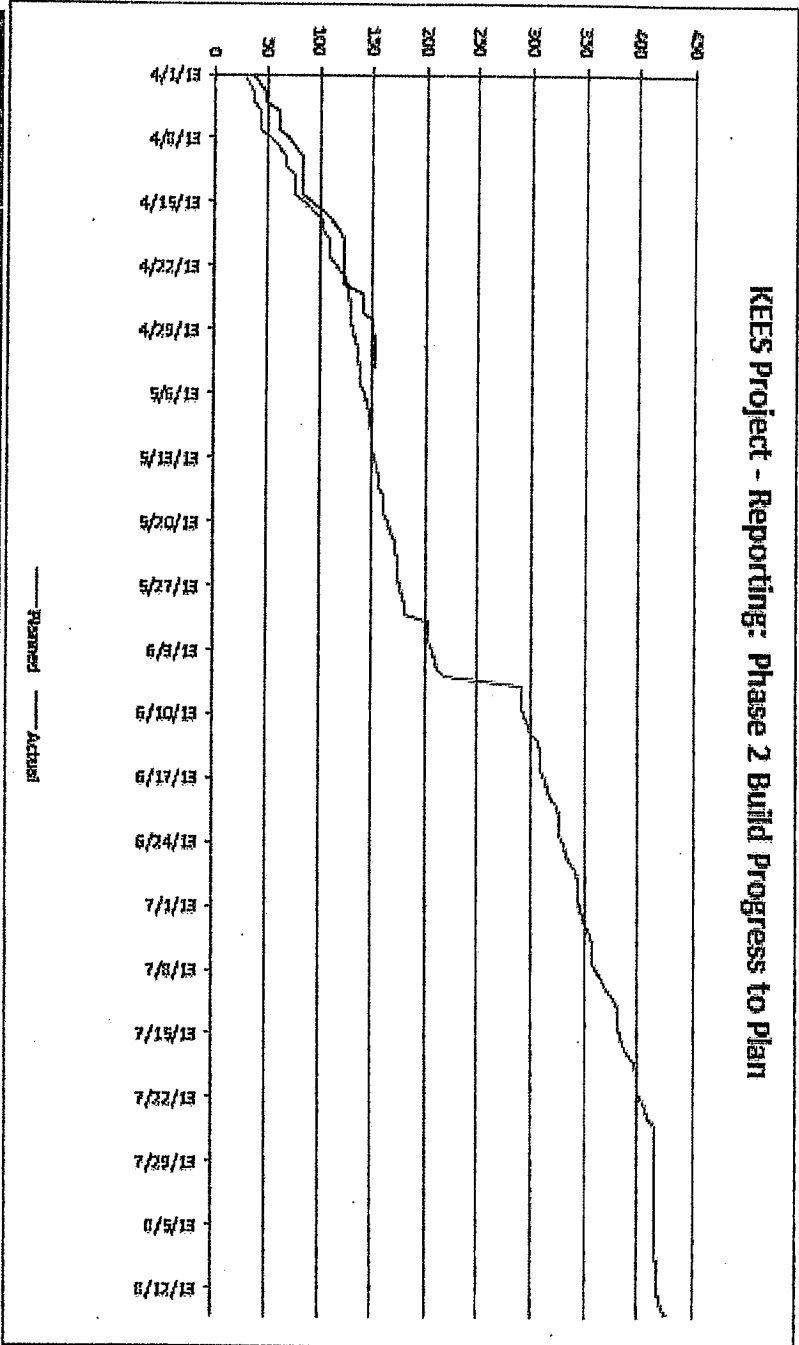
KEES Interface Build Status



| Team | Earned Value | Planned Value | Schedule Performance Index (SPI) | Action Needed |
|---------------|--------------|---------------|----------------------------------|---|
| P2 Interfaces | 345 | 503 | 0.68 | Stable Business Systems Designs (BSDs) From CMS |

KEES Reports Build Status

KEES Project - Reporting: Phase 2 Build Progress to Plan

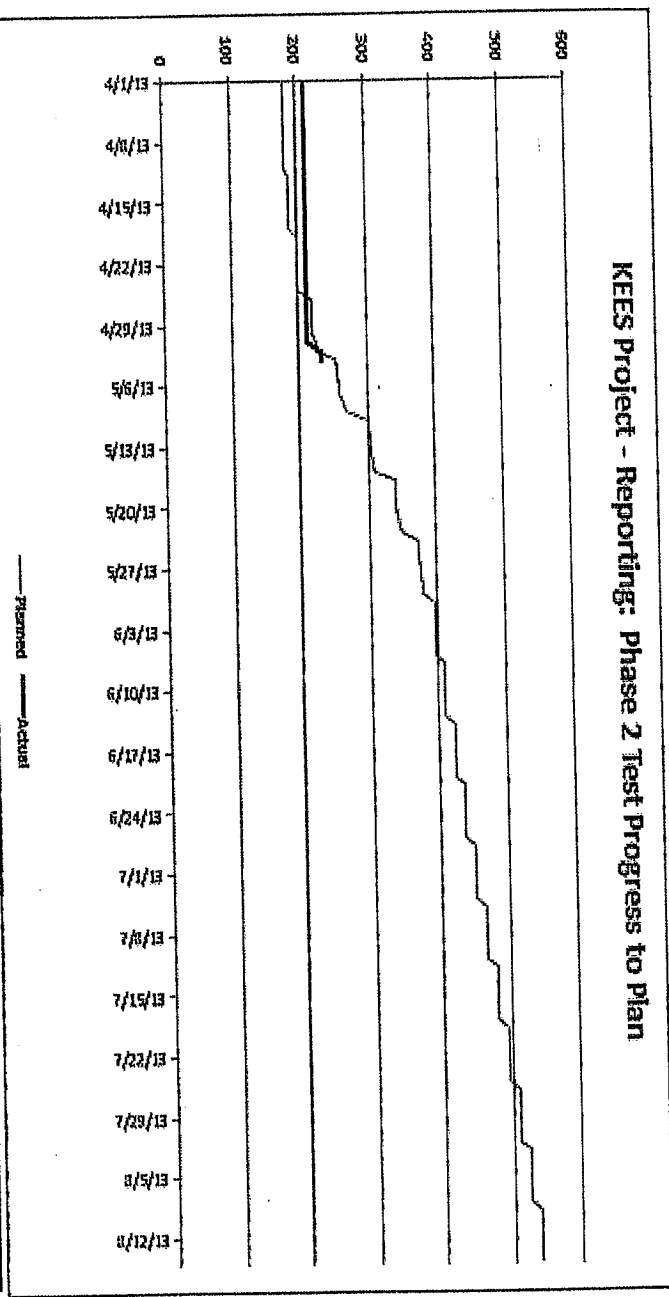


| Team | Widget Value | Earned Value | Planned Value | Schedule Performance Index (SPI) | Action Plan |
|---------|--|--------------|---------------|----------------------------------|--|
| Reports | Reports Development (6 Steps Track EV) | 152 | 139 | 1.09 | Continue build efforts and investigate 4.1 integration |

KEES Reports Test Status

2-19

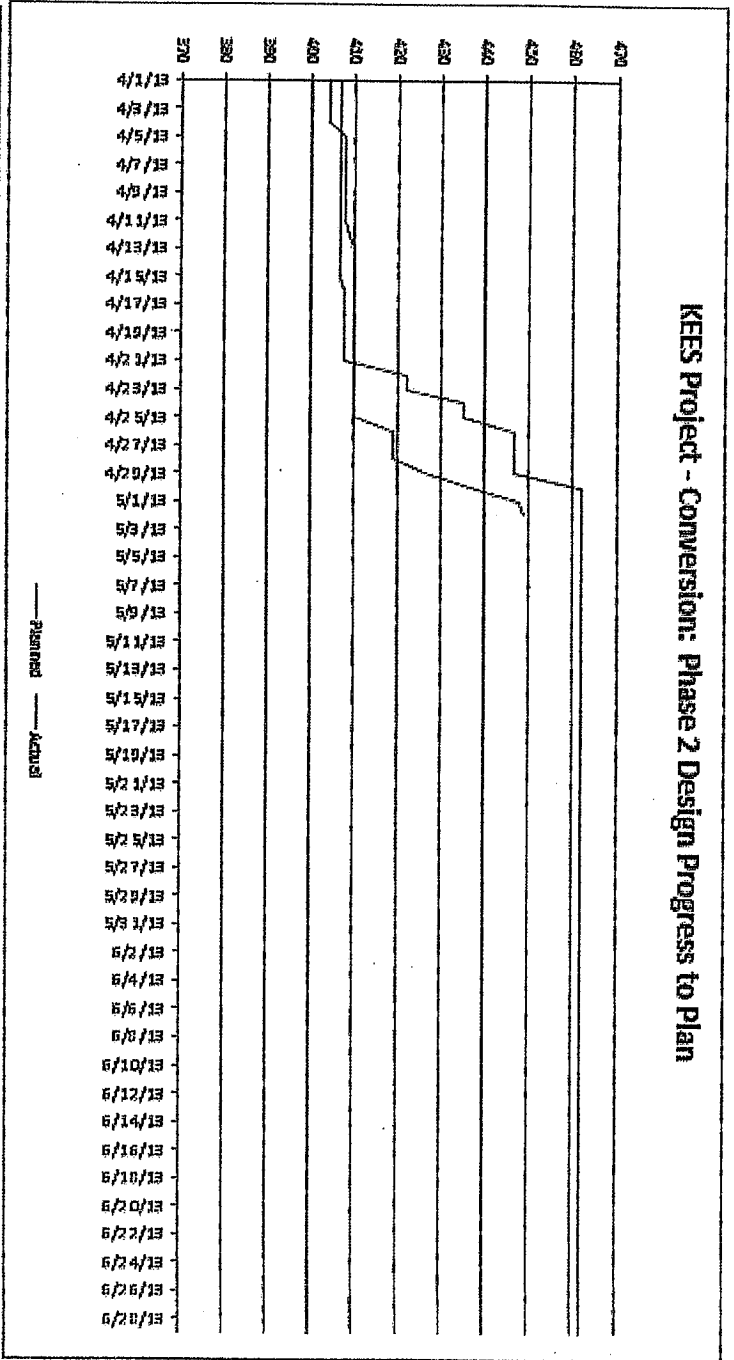
KEES Project - Reporting: Phase 2 Test Progress to Plan



| Team | Widget Value | Earned Value | Planned Value | Schedule Performance Index (SPI) | Action Plan |
|---------|------------------------------------|--------------|---------------|----------------------------------|---|
| Reports | Reports Testing (9 Steps Track EV) | 235 | 253 | .93 | Retest CSSP defect and test C-IV reports in ST. |

KEES Conversion Design Status

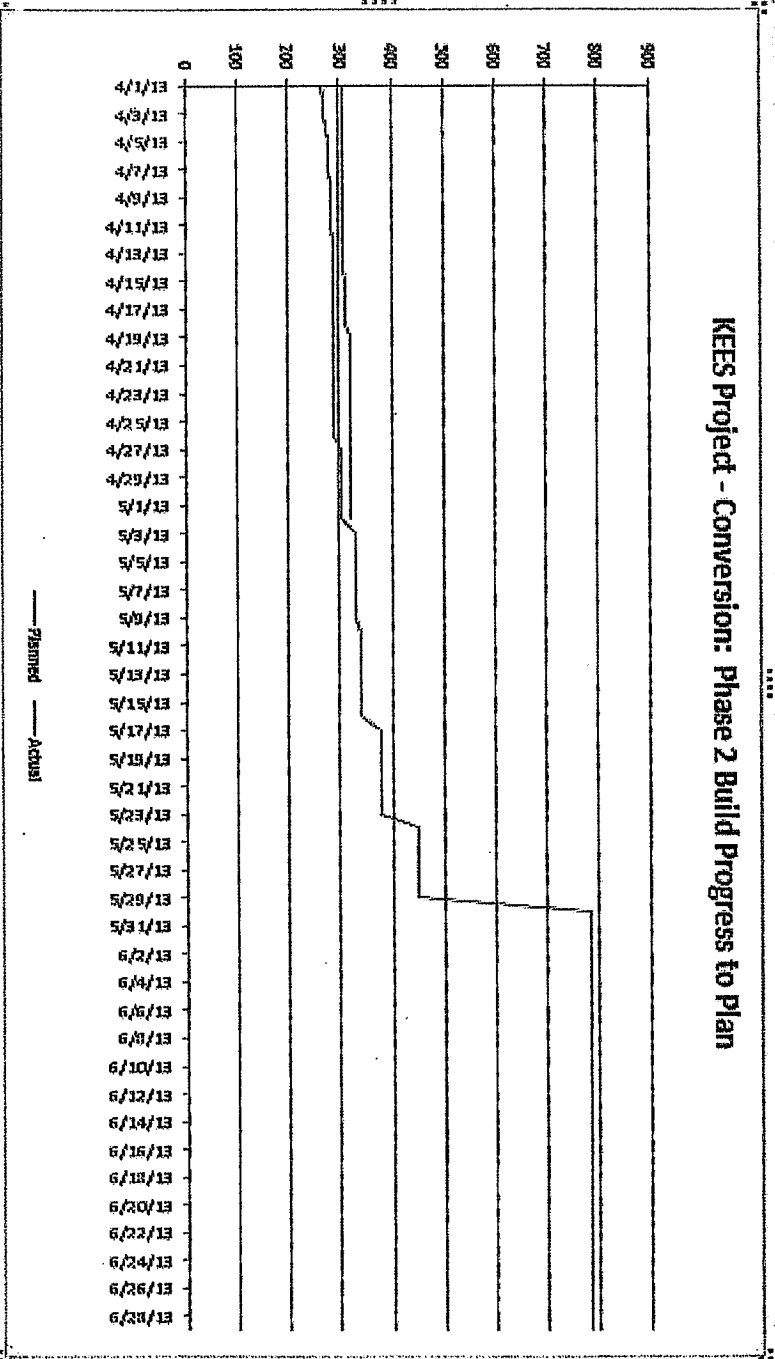
KEES Project - Conversion: Phase 2 Design Progress to Plan



| Team | Widget Value | Earned Value | Planned Value | Schedule Performance Index (SPI) | Action Needed |
|------------|------------------------------------|--------------|---------------|----------------------------------|------------------------------|
| Conversion | Tables Designed (5 Steps Track EV) | 452 | 462 | 97 | Corrective actions in place. |

KEES Conversion Build Status

KEES Project - Conversion: Phase 2 Build Progress to Plan

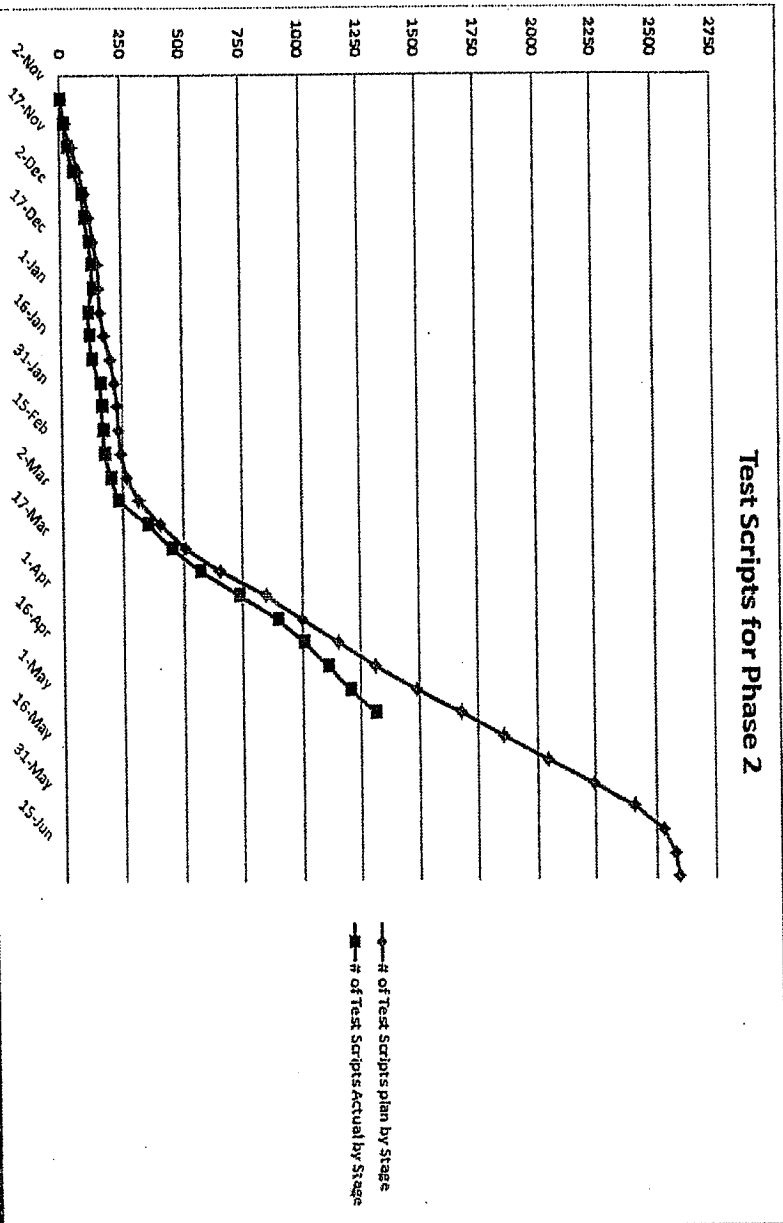


| Team | Widget Value | Earned Value | Planned Value | Schedule Performance Index (SPI) | Action Needed |
|------------|---------------------------------|--------------|---------------|----------------------------------|---------------|
| Conversion | Tables Built (8 Steps Track EV) | 322 | 302 | 1.07 | |

Test Scripts Development Status

2-22

Test Scripts for Phase 2

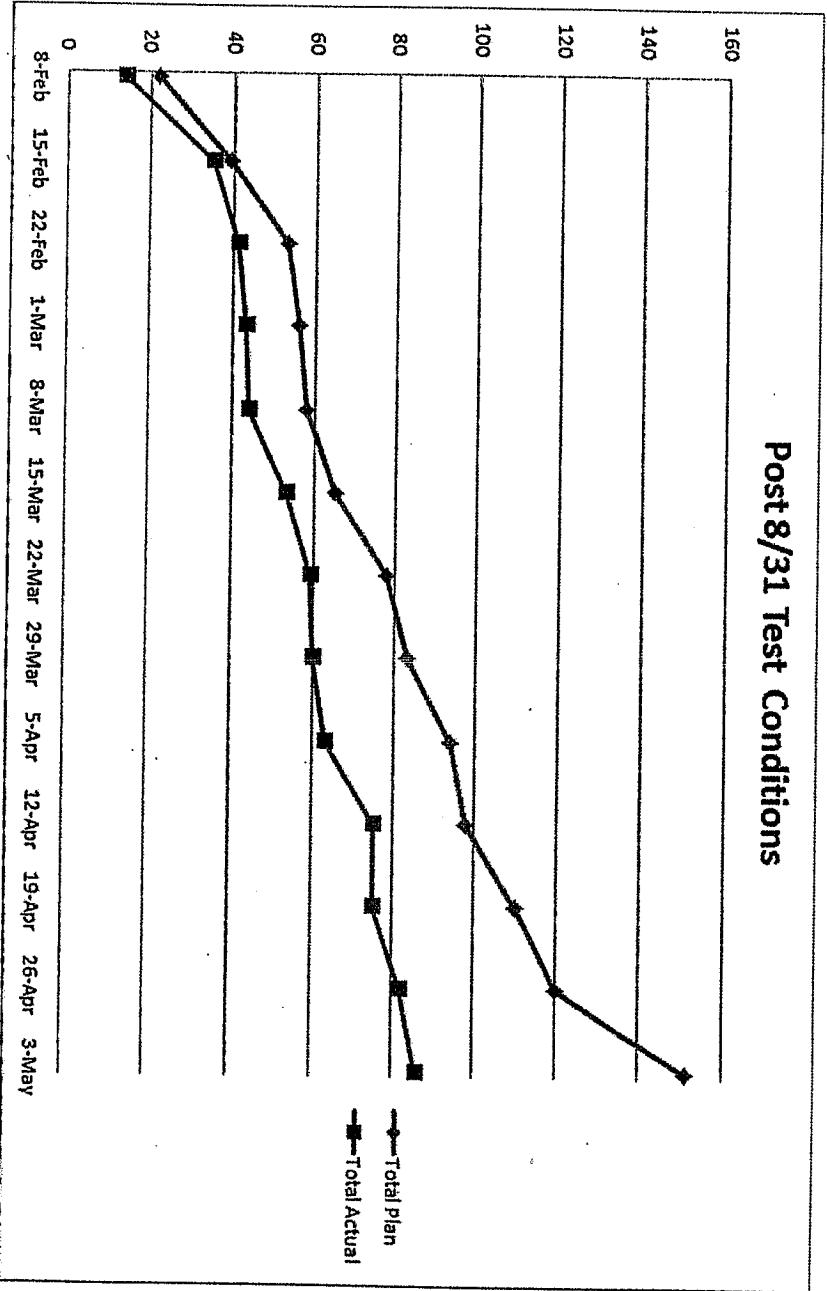


| Team | Widget Value | Earned Value | Planned Value | Schedule Performance Index (SPI) | Action Needed |
|------------|-----------------------|--------------|---------------|----------------------------------|---|
| Test Stage | Test Scripts by Stage | 1313 | 1678 | 782 | <ul style="list-style-type: none"> - Scripts that are passed due awaiting design approval or answers to design questions in the following areas: Forms, Rules, Mapping and interfaces. These scripts account for .216 of the SPI. - We have added additional ACN and State resources in script reviews to address the back log we currently have. |

KEES Test Conditions Status

2-23

Post 8/31 Test Conditions



| Team | Widget Value | Earned Value | Planned Value | Schedule Performance Index (SPI) | Action Needed |
|------|-----------------|--------------|---------------|----------------------------------|---|
| Test | Test Conditions | 86 | 151 | .57 | Waiting for final design signoff (Interfaces, No Touch, Workflow) |

KEES Defect Remediation Status

2-24

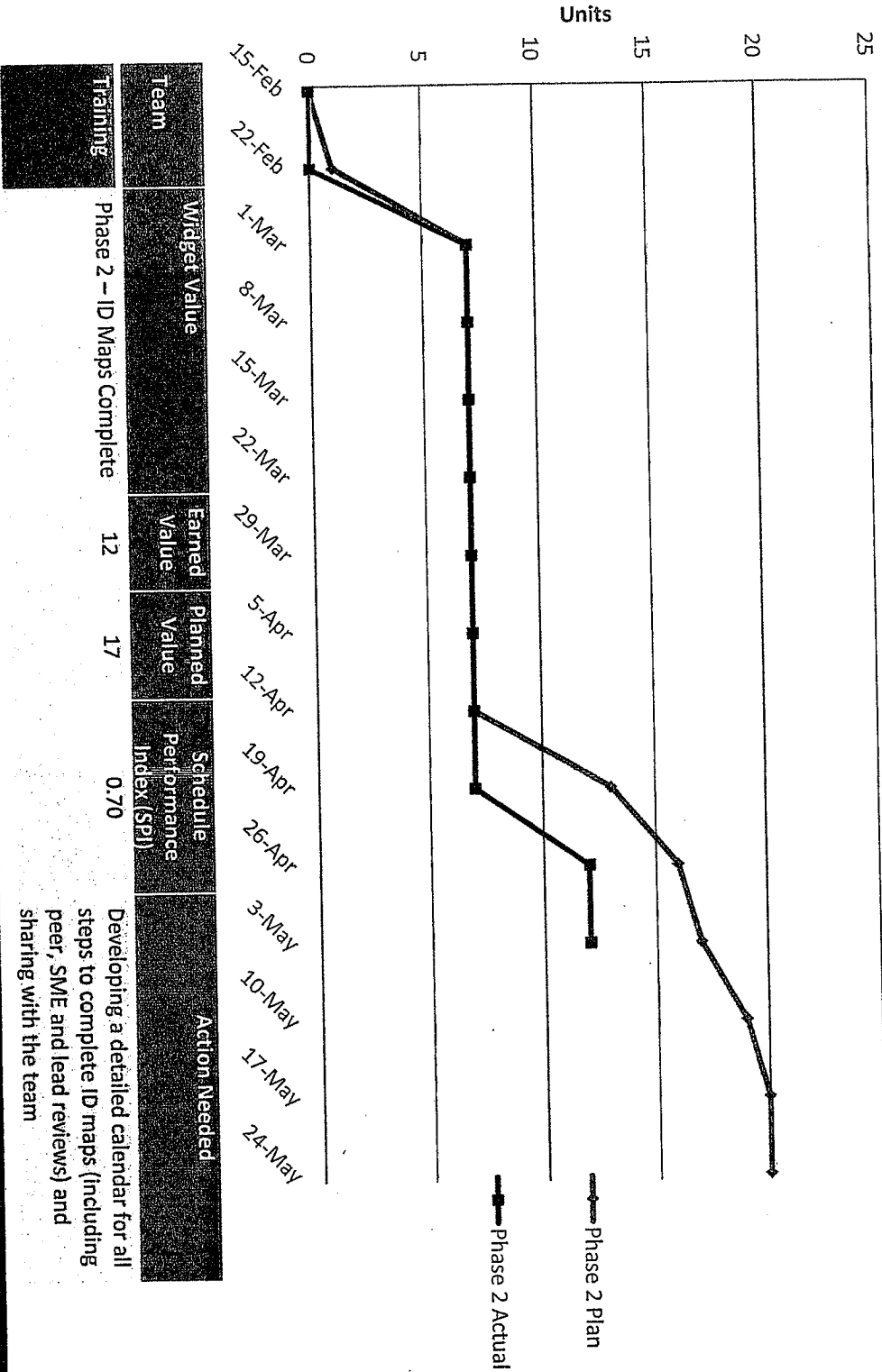
Test/Break Fix Team Table 5: Test Execution Defect Summary

| Defect Severity | Total Open | Total Ready for Re-Test | Total closed |
|-----------------|------------|-------------------------|--------------|
| 1 - Critical | 1 | 1 | 9 |
| 2 - High | 15 | 7 | 28 |
| 3 - Medium | 31 | 49 | 134 |
| 4 - Low | 16 | 10 | 70 |
| Total | 63 | 67 | 241 |

KEES Training Material Status

2-25

Phase 2 - ID Maps Complete



| Team | Budget Value | Earned Value | Planned Value | Schedule Performance Index (SPI) | Action Needed |
|----------|----------------------------|--------------|---------------|----------------------------------|---|
| Training | Phase 2 - ID Maps Complete | 12 | 17 | 0.70 | Developing a detailed calendar for all steps to complete ID maps (including peer, SME and lead reviews) and sharing with the team |

KEES Accomplishments

2-26

Online Application –

- Number of online applications (as of 5/5/2013):
 - 10, 832
- Current percentage of medical applications submitted through the Self Service Portal:
 - 30%

Presumptive Eligibility (PE) Tool – (as of 5/9/2013)

- All 5 Qualified Entities (QE) are currently using the new PE Tool.
 - Children’s Mercy Hospital, Via Christi Health Center, Hunter Health Center, Community Health Center of South East Kansas, Grace Med

| | Total Tools Approved | Total Tools Denied | Total Tools Approved/Denied | Total Tools Incomplete | Total Tools Expired |
|-------------------------------|-------------------------|-----------------------|--------------------------------|---------------------------|------------------------|
| Total PE Tools | 995 | 24 | 73 | 0 | 31 |
| Total Individuals Applied For | 1862 | 139 | 0 | 45 | |
| Total Individuals Approved | 1678 | | | | |
| Total Individuals Denied | | | | | |
| Total Individuals Incomplete | | | | | |
| Total Individuals Expired | | | | | |

KEES Financial Update

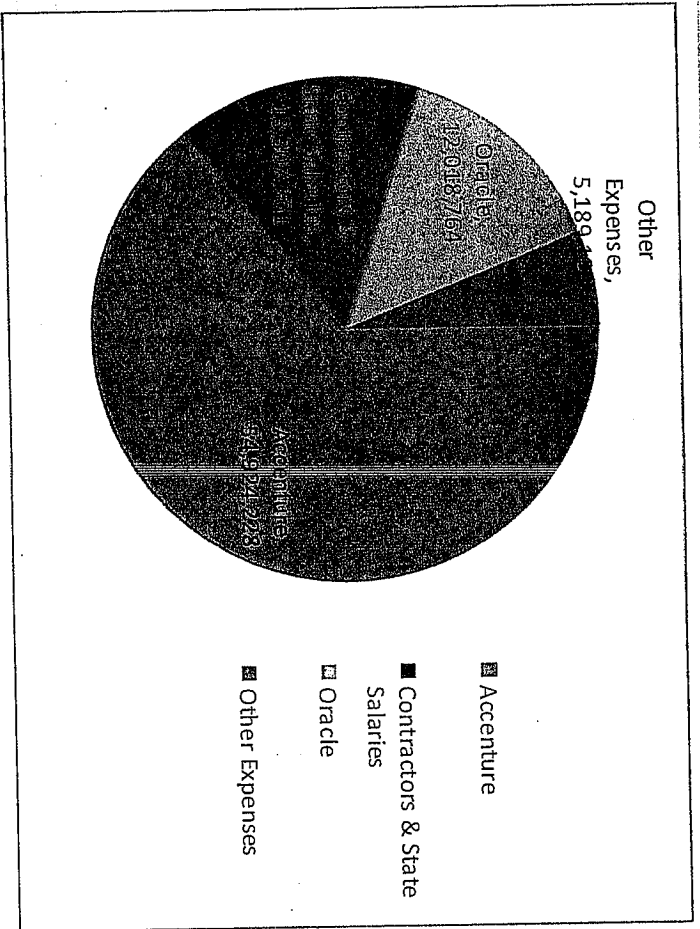
2-27

| | Approved APD | Actuals | Projections | Grand Total |
|---------------------------------|------------------------|---------------------|---------------------|--------------------------|
| Accenture | | | | |
| Accenture Deliverables | 46,956,159 | (33,603,828) | (13,193,840) | 158,491 |
| ADOBE Software | | (357,773) | (39,483) | (397,256) |
| APSP License Billings | | (3,725,400) | | (3,725,400) |
| APSP Maintenance Billings | 3,413,378 | (1,071,980) | (479,465) | 1,861,933 |
| Change Requests | 7,795,644 | (4,209,441) | (2,936,773) | 649,430 |
| Development Hardware/Software | 1,034,791 | (814,179) | (191,996) | 28,616 |
| Facilities - Implementation | 3,895,794 | (3,089,968) | (805,826) | 0 |
| Monthly PO Billings | 5,305,454 | (4,244,627) | (1,060,828) | (1) |
| Service Delivery | 1,389,001 | | (1,389,001) | 0 |
| Hosting | 12,907,606 | (3,807,032) | (1,726,821) | 7,373,753 |
| State Wage & Fringe | 17,324,682 | (7,032,400) | (8,509,739) | 1,782,543 |
| Perceptive Software (Image Now) | 2,714,098 | (1,486,903) | (814,052) | 413,143 |
| Oracle | 4,243,217 | (12,018,764) | (133,917) | (7,909,464) |
| Equipment | 1,038,400 | (2,477,075) | (2,368,400) | (3,807,076) |
| Avenues Contractors | 4,402,234 | (862,028) | (1,181,687) | 2,358,519 |
| KMED Contractors | 15,712,545 | (5,412,933) | (5,903,202) | 4,396,411 |
| File Conversion | 3,000,000 | | (910,000) | 2,090,000 |
| Training (Avenues) | 2,000,000 | (9,500) | (357,790) | 1,632,710 |
| Model Office Option | 199,397 | | | 199,397 |
| Other | 4,658,764 | (1,215,646) | (591,170) | 2,851,948 |
| Future Change Requests | | | (2,724,000) | (2,724,000) |
| Grand Total | 137,991,164 | (85,439,477) | (45,317,989) | 7,233,698 |
| | Approved Budget | | | Remaining Balance |

KEES Financial Update

2-28

Actual Cost Breakdown



| Category | Actuals |
|------------------------------|-------------------|
| Accenture | 5,189,124 |
| Contractors & State Salaries | 54,924,228 |
| Oracle | 12,018,764 |
| Other Expenses | 5,189,124 |
| Grand Total | 85,439,477 |

Questions

